

# PQUIP

PHARMAQUIP HEALTHCARE

*Aids for EVERYDAY LIVING*  
*Your Partner in Affordable Mobility*

# 2024 product catalog

WHEELCHAIRS

ROLLATORS

CANES

CRUTCHES

WALKING FRAMES

BATHROOM

TOILET

BEDROOM

MEDICAL

DAILY LIVING

CUSHIONS



JULY 2024 EDITION

Revision 240710

*Welcome to*

## Pharmaquip Healthcare

*Your business partner in affordable mobility with integrity, efficient service and care!*

### WHOLESALE TRADE ONLY

As importer, distributor and wholesaler supplier of PQUIP Home Healthcare products in Australia since 1986, our goal is to continually supply quality but affordable and value for money functional living aids.

### MISSION STATEMENT

We endeavour:

- to provide quality products at competitive pricing
- to provide fast response and quick delivery of your orders
- to closely work and support you, our customers, through open communication
- to continually improve / expand our product range to meet your consumers' needs and to exceed your expectations

**We listen. We improve. We support. We care.**

Our products are sourced from manufacturers with one or more of the following accreditation:

**ISO 13485 | ISO 9001 | CE | FDA**

Please direct all enquiry / orders to:

Email: [sales@pquip.com.au](mailto:sales@pquip.com.au)

Phone: **07 3806 4274**

**For the public:** Should you be interested in any of our products, please call us for resellers located closest to you. For all NDIS participants, we partner with NDIS registered Prescribers and Mobility Aids Providers to better serve your needs.



	<b>PRODUCTS GUIDE (click item to go to page)</b>	<b>Page</b>
	<b>COVER</b>	<b>01</b>
	<b>WELCOME</b>	<b>02</b>
	<b>CONTENTS</b>	<b>03</b>
1	<b>WHEELCHAIRS</b>	<b>04</b>
2	<b>ROLLATORS</b>	<b>19</b>
3	<b>CANES</b>	<b>36</b>
4	<b>CRUTCHES</b>	<b>49</b>
5	<b>WALKING FRAMES</b>	<b>52</b>
6	<b>BATHROOM AIDS</b>	<b>60</b>
7	<b>TOILET AIDS</b>	<b>73</b>
8	<b>BEDROOM AIDS</b>	<b>88</b>
9	<b>EXERCISE &amp; MEDICAL AIDS</b>	<b>92</b>
10	<b>DAILY LIVING AIDS</b>	<b>95</b>
11	<b>CUSHIONS</b>	<b>112</b>
12	<b>ORDERING PROCEDURES</b>	<b>121</b>
13	<b>TERMS AND STATUTORY CONDITIONS</b>	<b>122</b>

Please read our [Ordering Procedures](#) and [Terms & Conditions](#) before placing an order.



# standard wheelchairs

## PA146 Standard Lite Steel Wheelchair with Mag Wheel – 50cm

- Silver grey powder coated steel frame
- Thermal Plastic Rubber (TPR) handgrip
- United attendant hand brakes – safety feature for carers
- Fixed black vinyl padded full length armrests
- Fixed fold up plastic footplates
- Flame retardant black vinyl seat and backrest
- PVC front castors
- Rear mag wheels with solid polyurethane (PU) rear tyres
- Plastic side guards
- Conditional warranty applies

<b>Product Code</b>	<b>PA146</b>
Seat Width:	50cm
Seat Height:	45cm
Seat Depth:	40cm
Backrest Height:	43cm
Armrest Height:	28cm
Overall Width:	68cm
Folded Width:	29cm
Overall Length:	100cm
Overall Height:	89cm
Front Wheel Size:	20cm x 2.5cm
Rear Wheel Size:	59.5cm x 3cm
Weight Capacity:	120kg
Net Weight:	16.4kg



**CAUTION:** Before using the wheelchair, be sure your weight is within the weight capacity of the unit and the wheelchair is suitable for your needs and abilities. If you are uncertain seek the advice of a suitably trained therapist or carer.



# standard wheelchairs

## PA148 Standard Lite Steel Wheelchair with Spoke Wheel – 50cm

- Silver grey powder coated steel frame
- Thermal Plastic Rubber (TPR) handgrip
- United hand brakes – safety feature for carers
- Fixed black vinyl padded full length armrests
- Fixed fold up plastic footplates
- Black nylon seat and backrest
- Plastic side guards
- PVC front castors
- Rear spoke wheels with solid rear polyurethane (PU) tyres

Conditional warranty applies

<b>Product Code</b>	<b>PA148</b>
Seat Width:	50cm
Seat Height:	46cm
Seat Depth:	40cm
Backrest Height:	43cm
Armrest Height:	29cm
Overall Width:	65cm
Folded Width:	25.5cm
Overall Length:	102cm
Overall Height:	87.5cm
Front Wheel Size:	20 x 2.5cm
Rear Wheel Size:	58 x 2.5cm
Weight Capacity:	120kg
Net Weight:	15.5kg



**CAUTION:** Before using the wheelchair, be sure your weight is within the weight capacity of the unit and the wheelchair is suitable for your needs and abilities. If you are uncertain seek the advice of a suitably trained therapist or carer.

# steel wheelchairs

**NEW!**

## PA169 Deluxe Steel Wheelchair – 45cm

- Powder coated steel wheelchair
- Double cross bar
- Plastic handgrips with attendant handbrakes
- Flip up armrests with PU arm pads
- Swing away detachable footrest
- Height adjustable footplates
- Nylon upholstery
- PVC front castors
- Rear spoke wheel with solid PU tyre
- Anti-tippers
- Conditional warranty applies

<b>Product Code</b>	<b>PA169</b>
Seat Width:	45cm
Seat Height:	52cm
Seat Depth:	41cm
Backrest Height:	43cm
Armrest Height:	21cm
Overall Width:	61cm
Folded Width:	28cm
Overall Length:	106cm
Overall Height:	96cm
Front Castor	20cm x 2.5cm
Rear Wheel Size:	60cm x 3cm
Weight Capacity:	140kg
Net Weight:	18.5kg
Colours Available:	Italian Blue



**CAUTION:** Before using the wheelchair, be sure your weight is within the weight capacity of the unit and the wheelchair is suitable for your needs and abilities. If you are uncertain seek the advice of a suitably trained therapist or carer.

# aluminium wheelchairs

## PA150 Standard Lightweight Aluminium Wheelchair – 46cm

- Powder coated Aluminium wheelchair
- Double cross bar
- Plastic handgrips with attendant handbrakes
- Fixed armrest - PU arm pad
- Swing away detachable footrest
- Fold-down backrest
- Nylon upholstery
- PVC front castors
- Rear spoke wheel with solid PU tyre

**Anti-tippers:** [SWH-AT918](#) (sold separately)

<b>Product Code</b>	<b>PA150</b>
Seat Width:	46cm
Seat Height:	48cm
Seat Depth:	40cm
Backrest Height:	38cm
Armrest Height:	20cm
Overall Width:	64.5cm
Folded Width:	29cm
Overall Length:	104cm
Overall Height:	87.5cm (back folded: 70cm)
Front Castor	20cm x 2.5cm
Rear Wheel Size:	60cm x 3cm
Weight Capacity:	110kg
Net Weight:	13.8kg
Colours Available:	Silver or White Powder Coated



**CAUTION:** Before using the wheelchair, be sure your weight is within the weight capacity of the unit and the wheelchair is suitable for your needs and abilities. If you are uncertain seek the advice of a suitably trained therapist or carer.



# aluminium wheelchairs

## PA151 Deluxe Detachable Lightweight Aluminium Wheelchair – 46cm

- Powder coated Aluminium wheelchair
- Double cross bar
- Plastic handgrips with attendant handbrakes
- Flip up armrests with PU arm pads
- Swing away detachable footrest
- Fold-down backrest
- Nylon upholstery
- PVC front castors
- Quick release rear spoke wheel with solid PU tyre
- Anti-tippers
- Conditional warranty applies

<b>Product Code</b>	<b>PA151</b>
Seat Width:	46cm
Seat Height:	48cm
Seat Depth:	40cm
Backrest Height:	39cm
Armrest Height:	20cm
Overall Width:	64cm
Folded Width:	27cm
Overall Length:	104cm
Overall Height:	88cm (back folded: 70cm)
Front Castor	20cm x 2.5cm
Rear Wheel Size:	60cm x 3cm
Weight Capacity:	110kg
Net Weight:	13.8kg
Colours Available:	White Powder Coated



**CAUTION:** Before using the wheelchair, be sure your weight is within the weight capacity of the unit and the wheelchair is suitable for your needs and abilities. If you are uncertain seek the advice of a suitably trained therapist or carer.

# aluminium wheelchairs

## PA208 Multi-Adjustable Aluminium Wheelchair – 51cm

- Liquid coated Powder Blue aluminium frame
- Double cross brace
- Attendant handbrakes
- Flip back detachable slope armrests with PU arm pads
- Armrests height and depth adjustable
- Height adjustable backrest
- Padded nylon seat and back rest with adjustable tension straps
- Backrest pocket
- Seat height and depth adjustable
- Swing away detachable footrests with height adjustable plastic footplates
- Heavy duty PU front castors with aluminium forks
- Height adjustable quick release rear spoke wheels with solid PU tyres
- Anti-tippers
- Conditional warranty applies

<b>Product Code</b>	<b>PA208</b>
Seat Width:	50cm
Seat Height:	47cm
Seat Depth:	42cm
Backrest Height:	45 - 55cm
Armrest Height:	24 - 31cm
Overall Width:	71.5cm
Folded Width:	33cm
Overall Length:	111cm
Overall Handle Height:	87 - 97cm
Front Wheel Size:	19 x 5cm
Rear Wheel Size:	59.5 x 3cm
Weight Capacity:	120kg
Net Weight:	18.65kg

**Anti Tipper:** [SWH-AT922](#) (sold separately)

**Elevating Legrest:** [SWH-EL463](#) (sold separately)



**CAUTION:** Before using the wheelchair, be sure your weight is within the weight capacity of the unit and the wheelchair is suitable for your needs and abilities. If you are uncertain seek the advice of a suitably trained therapist or carer.

# transporter wheelchair

**NEW!**

## PA112 v2 Aluminium Travel Transporter Wheelchair – 45cm

2nd Edition

A portable lightweight travel transporter wheelchair that's so easy to bring around on trips, narrow enough to fit between seat aisles on many passenger planes, buses and trains (please confirm width with the transport company beforehand).

Comes with a handy carry bag for storage – easily put it in the car boot or for baggage check in when travelling. Travelling could never be easier.

- Powder coated aluminium frame
- TPR attendant hand grips
- Attendant locking hand brakes
- Black nylon upholstery with seat belt
- Folding aluminium footrest
- Seat Belt
- Solid castors
- Flip up PVC armrest
- Conditional warranty applies

Product Code	PA112v2
Seat Width:	41cm
Seat Height:	45cm
Seat Depth:	38cm
Backrest Height:	36cm
Armrest height:	28.5cm
Overall Width:	53cm
Folded Width:	27cm
Overall Length:	89cm
Overall Height:	83.5cm
Backrest folded:	58cm
Front Wheel Size:	12.5 x 2.5cm
Rear Wheel Size:	19.5 x 2.5cm
Weight Capacity:	100kg
Net Weight:	8kg
Colour:	Silver



**CAUTION:** Before using the wheelchair, be sure your weight is within the weight capacity of the unit and the wheelchair is suitable for your needs and abilities. If you are uncertain seek the advice of a suitably trained therapist or carer.



# transporter wheelchair

**NEW!**

## PA223 Aluminium Transporter Wheelchair – 45cm

- Powdercoated aluminium frame
- Plastic handgrips with locking attendant brakes
- Padded seat and backrest with seat belt
- Fold down backrest for easier transportation
- Flip up PU armrests with plastic side guards
- Swing away detachable footrests
- Height adjustable plastic footplates (3 settings)
- PVC front castor
- Quick release rear wheels
- Solid PU rear mag wheels with brake lock
- Removable anti-tippers
- Conditional warranty applies

<b>Product Code</b>	<b>PA223</b>
Seat Width:	45cm
Seat Height:	50cm
Seat Depth:	40cm
Backrest Height:	43cm
Armrest Height:	21.5cm
Overall Width:	56cm
Folded Width:	27cm
Overall Length:	95cm
Overall Height:	91cm (backrest folded: 73.5cm)
Front Wheel Size:	19.5 x 2.3cm
Rear Wheel Size:	28.5 x 4.5cm
Weight Capacity:	110kg
Net Weight:	10.80kg
Colour:	Neon Yellow or Smoky Lavender (new colour)



**CAUTION:** Before using the wheelchair, be sure your weight is within the weight capacity of the unit and the wheelchair is suitable for your needs and abilities. If you are uncertain seek the advice of a suitably trained therapist or carer.

# heavy duty wheelchairs

**NEW!**

## PA280 (50cm) & PA281 (55cm) Heavy Duty Steel Wheelchair

- Powder coated steel frame. Deep Red with contrasting Black fittings
- Flip up side guards with PU pad armrests
- Swing away / detachable footrests
- Padded black nylon seat and backrest with foam inlay
- Backrest pocket for storage
- Quick release mag wheels with PU solid tyres
- Locking attendant handbrakes
- Height adjustable footrests
- Double cross brace
- Steel front fork
- Heavy duty synthetic rubber front castors
- Anti-tippers
- Tools included (spanner, hex keys)
- Conditional warranty applies

Product Code	PA280 50cm	PA281 55cm
Seat Width	50.5cm	54.5cm
Seat Depth	43.5cm	43.5cm
Seat Height	50cm	50cm
Armrest Height	25cm	25cm
Backrest Height	45cm	45cm
Overall Length	101.5cm	102.0cm
Overall Width	67.5cm	73.0cm
Folded Width	28.5cm	28.5cm
Push Handle Height	94.5cm	94.5cm
Rear Wheels	60 x 3cm	60 x 3cm
Front Castors	19 x 5cm	19 x 5cm
Net Weight	19.5kg	20.0kg
Max Weight Capacity	180kg	180kg



**CAUTION:** Before using the wheelchair, be sure your weight is within the weight capacity of the unit and the wheelchair is suitable for your needs and abilities. If you are uncertain seek the advice of a suitably trained therapist or carer.

# heavy duty wheelchairs

**NEW!**

## PA282 Basic Heavy Duty Steel Wheelchair – 51cm

- Powder coated steel frame
- Double cross bar
- Flip up height adjustable aluminium footplates
- Nylon upholstery
- Foam padded seat and backrest
- Heavy duty PVC front castors
- Steel forks
- Rear mag style wheel with solid PU tyre
- Height adjustable anti-tippers
- Conditional warranty applies

<b>Product Code</b>	<b>PA282</b>
Seat Width:	51cm
Seat Height:	50cm
Seat Depth:	46cm
Backrest Height:	48cm
Armrest Height:	20cm
Overall Width:	71cm
Folded Width:	32cm
Overall Length:	110cm
Overall Height:	98cm
Front Castor:	20cm x 5cm
Rear Wheel Size:	59.5cm x 3cm
Weight Capacity:	180kg
Net Weight:	19.5kg



**CAUTION:** Before using the wheelchair, be sure your weight is within the weight capacity of the unit and the wheelchair is suitable for your needs and abilities. If you are uncertain seek the advice of a suitably trained therapist or carer.



# small wheelchairs

**NEW!**

## PA291 Deluxe Petite Wheelchair – 40cm

PQUIP's deluxe lightweight petite / junior sized wheelchair with lower seat height for smaller users.

- Powder coated aluminium wheelchair
- Double cross bar
- Plastic handgrips with locking attendant handbrakes
- Flip up armrests with PU arm pads
- Swing away detachable footrest
- Fold-down backrest
- Nylon upholstery
- Foam padded seat and backrest
- PVC front castors
- Quick release rear spoke wheel with solid PU tyre
- Anti-tippers
- Conditional warranty applies

<b>Product Code</b>	<b>PA291</b>
Seat Width:	40cm
Seat Height:	44cm
Seat Depth:	40cm
Backrest Height:	44cm
Armrest Height:	22cm
Overall Width:	55cm
Folded Width:	31cm
Overall Length:	96cm (without footrest: 69cm)
Overall Height:	86.5cm (back folded: 69cm)
Front Castor:	14.5cm x 2cm
Rear Wheel Size:	50cm x 3cm
Weight Capacity:	100kg
Net Weight:	11.45kg
Colour:	Powdercoated Matt Black Frame with Sunny Yellow contrasting arms

Elevating Legrest available (sold separately): [SWH-EL100 Elevating Legrest](#)



**CAUTION:** Before using the wheelchair, be sure your weight is within the weight capacity of the unit and the wheelchair is suitable for your needs and abilities. If you are uncertain seek the advice of a suitably trained therapist or carer.

# wheelchair accessories

## YDL703 Wheelchair Bag

- Waterproof nylon bag with zipper on top
- Loop straps to attach onto the handles of a wheelchair
- Suitable for wheelchairs with a seat width of up to 50cm

**Product Code:** YDL703

**Width:** 34cm

**Height:** 36cm

**Depth:** 14cm

**WARNING:** Attaching objects to a wheelchair could affect its centre of gravity and cause the wheelchair to tip, potentially resulting in serious injury. ALWAYS assess if suitable to be used on the wheelchair.



## RAWC106 Wheelchair Oxygen Bracket

- Will hold an oxygen cylinder up to 12cm in diameter
- Finished in a chrome steel construction, can be easily attached to a wheelchair
- Will fit any wheelchair where rear step tube is 22mm in diameter
- Designed to fit the left hand side only of a wheel chair (left hand side when standing at the rear of the chair)

**Product Code:** RAWC106

**WARNING:** Attaching objects to a wheelchair could affect its centre of gravity and cause the wheelchair to tip, potentially resulting in serious injury. ALWAYS assess if suitable to be used on the wheelchair.



## RAWC107 Wheelchair IV Pole

- Has two hooks and fits onto the rear step tube of a wheelchair
- The pole is then secured to the frame by a bracket
- Made of chrome plated steel and is height adjustable from 86cm to 156cm
- Will fit any wheelchair where the rear step tube is 22mm in diameter

**Product Code:** RAWC107

**WARNING:** Attaching objects to a wheelchair could affect its centre of gravity and cause the wheelchair to tip, potentially resulting in serious injury. ALWAYS assess if suitable to be used on the wheelchair.



# wheelchair cushions

## BE1010 / BE1011 Deluxe Contour Dual Gel Seat Cushion

Moulded memory foam with upper layer of cooling gel pad, which helps relieve hip pressure and keeps cool. The bottom memory foam layer absorbs hip pressure and provides support.

Waterproof, anti-bacterial and fire retardant cover with non slip base

**Suitable:**

For people requiring positioning support, with bed sore, or long term wheelchair user

**Application:**

Wheelchair, office, car, home

<b>Product Code:</b>	<b>BE1010</b>	<b>BE1011</b>
Width:	44cm	51cm
Depth:	44cm	41cm
Height:	7cm	7cm
Weight:	2.30kg	2.40kg



## BE1020 Air Imprint Memory Cushion

A cushion that memorises your body imprint with the use of an air valve.

By releasing air while sitting on the cushion, once the correct level of comfort is reached, locking the air valve keeps the desired contoured shape

Reduces risk of developing pressure sores

Breathable 3D mesh cover

Removable, washable cover

PU foam / Memory foam

Non-slip base

110kg weight capacity

<b>Product Code:</b>	<b>BE1020</b>
Width:	46cm
Depth:	42cm (44cm including valve)
Height:	8cm
Weight:	900g



## BE1100 / BE1110 / BE1120 / BE1130 Contoured Seat Cushion

High quality PU foam, has Velcro to secure cushion to wheelchair seat, easy to clean

Waterproof / anti-bacterial and fire retardant cover

**Suitable:** For people with mild to moderate need for positioning support

**Function Purpose:** Comfort, promotes proper body positioning

**Application:** Wheelchair, office, car, home

<b>Product Code:</b>	<b>BE1100</b>	<b>BE1110</b>	<b>BE1120</b>	<b>BE1130</b>
Width:	40cm	45cm	50cm	55cm
Depth:	40cm	40cm	40cm	40cm
Height:	6cm	6cm	6cm	7cm
Weight:	650g	750g	800g	1.05kg



### CAUTION:

Installing a cushion on a wheelchair could affect its centre of gravity and cause the wheelchair to tip, potentially resulting in serious injury. ALWAYS assess if suitable to be used on the wheelchair. We recommend adding anti-tippers to the wheelchair to help increase stability.



# wheelchair cushions

## BE1160 / BE1161 / BE1162 Seat Cushion

PU foam, easy to clean waterproof / anti-bacterial and fire retardant cover. Non slip base on BE1161 & BE1162

**Suitable:** For people with mild to moderate need for positioning support

**Function Purpose:** Relieve pressure in hip area, promotes proper body positioning

**Applicable:** Wheelchair, office, car, home

<b>Product Code:</b>	<b>BE1160</b>	<b>BE1161</b>	<b>BE1162</b>
Width:	45cm	50cm	56cm
Depth:	40cm	40cm	40cm
Height:	6cm	6cm	6cm
Weight:	500gm	650gm	700gm



## BE1170 Seat Cushion Firm

High density PU foam, easy to clean waterproof / anti-bacterial and fire retardant cover, has a non slip base

**Suitable:** For people who require firmer support

**Function Purpose:** Relieve pressure in hip area, promotes proper body positioning

**Applicable:** Wheelchair, office, car, home

<b>Product Code:</b>	<b>BE1170</b>
Width:	45cm
Depth:	40cm
Height:	7.5cm
Weight:	1.05kg



## BE1180 Deluxe Seat Cushion

Deluxe seat cushion made from generous memory foam for the top layer and PU foam. Helps promote proper body positioning and provides a comfortable seating option.

Supplied with a removable soft vinyl cover which is easy to clean and waterproof. Has a non slip base

**Suitable:** All people, Wheelchair User

**Function Purpose:** relieve pressure in hip area, comfort and promotes proper body positioning

**Applicable:** wheelchair, office, car, home

<b>Product Code:</b>	<b>BE1180</b>
Width:	46cm
Depth:	40cm
Height:	8cm
Weight:	950gm



**CAUTION:** Installing a cushion on a wheelchair could affect its centre of gravity and cause the wheelchair to tip, potentially resulting in serious injury. ALWAYS assess if suitable to be used on the wheelchair. We recommend adding anti-tippers to the wheelchair to help increase stability.

# wheelchair cushions

## BE3430 / BE3440 Contoured Coccyx Cushion

**Suitable:**

For people with haemorrhoid, coccyx pain, post operative recovery, long term sitting patient

**Function Purpose:**

Coccyx pressure relief, promotes proper posture, the ergonomic soft moulded design provides comfort and support

**Application:**

Wheelchair, office, car, home

Moulded PU foam, removable coccyx pad can easily fit back onto cushion for general usage, removable and washable multi-spandex cover with a non slip base

<b>Product Code:</b>	<b>BE3430</b>	<b>BE3440</b>
Width:	44cm	50cm
Depth:	36cm	41cm
Height:	7.5cm	7.5cm
Weight:	670gm	850gm

<b>Colours:</b>	Black	Black
		Dark Grey
		Red



## BE2800 3-in-1 Adjustable Lumbar Cushion



**Suitable:**

Wheelchair user, people with backache

**Function Purpose:**

This adjustable lumbar cushion gives the flexibility to use one, two or all three support pads. The curved surface is ergonomically designed for comfort from upper back right down to lower back.

**Application:**

Wheelchair, office, car, home

PU foam, easy to clean

**Product Code:** BE2800

Width: 43cm

Depth: 43cm

Height: 7cm

Weight: 710gm

**CAUTION:** Installing a cushion on a wheelchair could affect its centre of gravity and cause the wheelchair to tip, potentially resulting in serious injury. ALWAYS assess if suitable to be used on the wheelchair. We recommend adding anti-tippers to the wheelchair to help increase stability.

## PA300 Petite Aluminium Rollator

A petite design with lower seat height makes it suitable for smaller users and its narrow frame easier to manoeuvre in areas with limited space.

Suitable for indoor and outdoor use.

- Lightweight powdercoated aluminium frame
- Low seat height
- Narrow frame
- Adjustable handle height
- Easy squeeze and release locking hand brakes
- Easily folded for storage and transport
- Soft padded PVC seat
- Detachable folding curved backrest
- Vinyl under seat storage
- PVC castor wheels
- Conditional warranty applies

<b>Product Code</b>	<b>PA300</b>
Handle height:	72.6cm - 83.5cm
Seat height:	45cm
Seat (width x depth):	33 x 29cm
Seating width:	42.5cm
Overall depth:	54cm
Overall width:	59cm
Wheel size:	15.24cm (6")
Weight capacity:	100kg
Net weight:	5.2kg
Colour:	Light Blue





## PA330 PQUIP 6" Wheel Aluminium Rollator

- Liquid coated aluminium frame
- Adjustable handle height
- Easy squeeze and release locking hand brakes
- Easily folded for storage and transport
- Detachable folding backrest
- Padded soft PVC seat
- Vinyl under seat storage
- PVC castor wheels
- Conditional warranty applies

<b>Product Code</b>	<b>PA330</b>
Handle Height:	79 - 91cm
Seat Height:	55cm
Seat Width:	35cm
Seat Depth:	32cm
Backrest Height:	27cm
Overall Length:	61cm
Overall Width:	61cm
Folded Width:	42cm
Between Handgrips:	45cm
Wheel Size:	15 x 2.5cm
Weight Capacity:	110kg
Net Weight:	6.7kg
Colours Available:	Powder Blue / Red / Silver



## PA331 PQUIP 8" Wheel Aluminium Rollator

- Liquid coated aluminium frame
- Adjustable handle height
- Easy squeeze and release locking hand brakes
- Easily folded for storage and transport
- Detachable folding backrest
- Padded soft PVC seat
- Vinyl under seat storage
- PVC castor wheels
- Conditional warranty applies

<b>Product Code</b>	<b>PA331</b>
Handle Height:	78 - 90cm
Seat Height:	55cm
Seat Width:	35cm
Seat Depth:	32cm
Backrest Height:	26.5cm
Overall Length:	69cm
Overall Width:	61cm
Folded Width:	42cm
Between Handgrips:	45cm
Wheel Size:	20 x 2.5cm
Weight Capacity:	110kg
Net Weight:	6.8kg
Colours Available:	Powder Blue / Red / Silver



# rollators

## PA340 Tri Rollator

Great for manoeuvring in tight spaces as the three wheel design has a smaller footprint and turning circle than traditional 4 wheel rollators.

- Easily folded for storage and travel
- Adjustable handle height
- Soft touch easy squeeze and release locking hand brakes
- Vinyl storage bag and wire basket with table top lid
- Heavy duty PVC castors
- Conditional warranty applies

### Caution:

A three wheel rollator by design is naturally less stable than a four wheel rollator. Please make sure to read the User Manual carefully prior to use.

<b>Product Code</b>	<b>PA340</b>
Handle Height:	82.5 – 97.5cm
Overall Depth:	60cm
Overall Width:	67cm
Folded Width:	27cm
Between Handgrips:	36cm
Wheel Size:	19 x 5cm
Weight Capacity:	100kg
Net Weight:	4.85kg
Box Measurement:	64 x 25 x 73cm @ 7kg





## PA334 Dual Height Adjustable Gutter Arm Rollator

Gutter arm rollators are designed to support the user in an upright position to assist with mobility and rehabilitation. The seat and gutter arm height are adjustable on PA334.

- Deep gutter arm support
- Easy squeeze and release locking hand brakes
- Adjustable gutter arm height – 6 settings
- Adjustable gutter arm handle length
- Seat height adjustable – 4 settings
- Padded vinyl seat
- Vinyl under seat storage
- Detachable folding backrest
- PVC castors
- Liquid coated steel frame
- Conditional warranty applies

<b>Product Code</b>	<b>PA334</b>
Gutter Arm Height:	103cm – 122cm
Seat Height:	54cm – 64cm
Seat Width:	38cm
Seating Space:	45.5cm
Seat Depth:	26.5cm
Overall Depth:	85cm (at highest setting)
Overall Width:	64cm
Between Gutter Arms:	38cm
Wheel Size:	20 x 2.5cm
Weight Capacity:	120kg
Net Weight:	8.6kg
Colours Available:	Silver



# compact euro x-fold rollator

## PA350 Compact 10" Front X-Fold Rollator

- Stylish European designed lightweight rollator
- Simple folding mechanism with arms further fold down to a more compact size for easy storage and transportation, ideal to bring everywhere
- Ergonomic handles for a comfortable grip
- Nylon mesh seat
- Soft, flexible backrest provides comfort and security while seated
- Locking brakes for safety while seated
- Smooth auto-locate height adjustments to suit user requirements
- Small reflectors at the lower front to enhance visibility at dusk or when dark
- 24cm diameter front wheels & 20cm rear castors for easier manoeuvring eg. over humps – suitable for both indoor and outdoor use
- Removable storage bag with a convenient strap for easy carrying
- Cane / umbrella holder attachment
- Conditional warranty applies

<b>Product Code</b>	<b>PA350</b>
Handle Height:	80 – 93cm
Seat Height:	56cm
Seat & Walking Width:	43cm
Seat Depth:	23.5cm
Overall Width:	67cm
Overall Depth:	68cm (front castors inward)
Folded Dimensions	81 x 27 x 35cm
Wheel Size:	24 x 3.5cm (front) / 20 x 3.5cm (rear)
Weight Capacity:	136kg
Net Weight:	9kg
Colour:	Red
Box Measurement:	87 x 27 x 38cm @ 9.9kg

*Australian Standards ISO 11199-2:2005(R2016)*



*Folds to a compact size for storage and transportation*

# rollators / knee walker

## PA351 Zippy Euro X-Fold Rollator

Sleek and stylish lightweight rollator, easily folds for storage and portability, ideal for travel

- Lightweight aluminium Euro-style rollator with nylon mesh seat
- Small turning circle for easy manoeuvring
- Smooth auto-locate height adjustments to suit user requirements
- Soft, flexible backrest provides comfort and security while seated
- Locking brakes for safety while seated
- Reflectors on front forks to enhance visibility at dusk or when dark.
- Supplied with cane / umbrella holder attachment
- Removable storage bag with shoulder strap
- Conditional warranty applies

*Australian Standards ISO 11199-2:2005(R2016)*

<b>Product Code</b>	<b>PA351</b>
Handle Height:	83 – 95cm
Seat Height:	58cm
Seat Width:	46cm
Overall Length:	70cm
Overall Width:	62cm
Folded Width:	25cm
Wheel Size:	20 x 3.5cm
Weight Capacity:	136kg
Net Weight:	7.8kg
Colour:	Light Blue
Box Measurement:	64 x 24 x 4cm @ 8.3kg





# gutter arm x-fold

## PA360 Gutter Arm X-Fold Rollator

Gutter arm rollators are designed to support the user in an upright position to assist with mobility and rehabilitation. A major feature of the lightweight PA360 is its ability to fold to a compact size for storage.

- Lightweight aluminium Euro-style rollator with nylon mesh seat
- Adjustable gutter arm height and length
- Easy squeeze and release hand brake with locking mechanism
- Euro style X-fold for easy storage (legs can also fold up to a more compact size after releasing securing knobs)
- PVC castors
- Removable nylon storage bag with shoulder strap
- Cane holder
- Conditional warranty applies

<b>Product Code</b>	<b>PA360</b>
Gutter Arm Height:	92 – 111cm
Seat Height:	55cm
Seat Width:	45.5cm
Seating Width:	47cm
Between Gutter Arms:	38cm
Overall Length:	73cm
Overall Width:	64cm
Overall Height:	121cm
Folded Width:	38cm
Compact Dimensions:	97 x 34 x 52cm
Wheel Size:	20 x 3.5cm
Weight Capacity:	136kg
Net Weight:	9.5kg
Colour:	White
Box Measurement:	68 x 35 x 38cm @ 10.9kg



*Folds to compact size for storage and transportation*

# rollators / knee walker

## PA370 Knee Walker

- Steel frame
- Height adjustable knee support and handle bars
- Handle bars fold down for easy storage
- Lockable hand brakes to rear wheel
- Front nylon storage bag
- PVC castors
- Conditional warranty applies

<b>Product Code</b>	<b>PA370</b>
Handle Height:	84.5 to 105cm
Knee Pad Height:	40.5 to 48.5cm
Knee Pad Size:	35.5 x 17.5cm
Overall Length:	71cm
Overall Width:	41cm
Folded Dimensions	
kneepad attached:	71 x 41 x 62cm
kneepad removed:	71 x 41 x 41cm
Castor size:	20 x 3.5cm
Castor Outer Width	
Front:	43.5cm
Rear:	23.5cm
Weight Capacity:	120kg
Net Weight:	10kg
Colour:	White
Box Measurement:	64 x 45 x 29cm @ 11.1kg



# heavy duty rollator

## PAB800 180kg Heavy Duty Extra Wide 8" Wheel Steel Rollator

Heavy duty steel rollator with a wider seating.

- Liquid coated steel frame
- Adjustable handle height
- Easy squeeze and release locking hand brakes
- Detachable folding backrest
- Extra wide PVC seat
- Vinyl under seat storage
- PVC castors
- Conditional warranty applies

**Australian Standards ISO 11199-2:2005(R2016)**

<b>Product Code</b>	<b>PAB800</b>
Handle Height:	77 – 92cm
Seat Height:	54cm
Seat Width:	46cm
Seat Depth:	33cm
Backrest Height:	26cm
Overall Length:	69cm
Overall Width:	74cm
Folded Width:	42cm
Between Handgrips	52cm
Wheel Size:	20 x 2.5cm
Weight Capacity:	180kg
Net Weight:	11.3kg
Colours Available :	Red / Titanium





# heavy duty gutter arm rollator

## PAB802 180kg Heavy Duty Extra Wide Gutter Arm Steel Rollator

Gutter arm rollators are designed to support the user in an upright position to assist with mobility and rehabilitation. The PAB802 is a heavy duty steel version with a wider seating.

- Liquid coated steel frame
- Adjustable gutter arm height and length
- Easy squeeze and release locking hand brakes
- Extra wide PVC seat
- Vinyl under seat storage
- PVC castors
- Conditional warranty applies

<b>Product Code</b>	<b>PAB802</b>
Gutter Arm Height:	102.5 – 111cm
Seat Height:	54cm
Seat Width:	46cm
Seat Depth:	33.5cm
Backrest Height:	31cm
Overall Length:	66cm
Overall Width:	74cm
Overall Height:	127cm
Folded Width:	50.5cm
Between Gutter Arms	48.5cm
Wheel Size:	20 x 3cm
Weight Capacity:	180kg
Net Weight:	12.1kg
Colours Available:	Red



# low seat x-fold rollators

## PAB810 Low Seat X-Fold Rollator

- Lower seat height
- Lightweight rollator which easily folds for storage and portability
- Ergonomically designed handles for a comfortable grip
- Easy squeeze and release locking hand brakes
- Push button height adjustable handles with reflector
- Nylon storage bag
- Velcro ring cane holder
- PU castors
- Conditional warranty applies

<b>Product Code</b>	<b>PAB810</b>
Handle Height:	81.5 – 91.5cm
Seat Width:	45cm
Seat Height:	48cm (~45cm when seated)
Seat Depth:	25cm
Overall Length:	72cm
Overall Width:	64cm
Folded Width:	33cm
Between Handgrips:	45.5cm
Wheel Size:	20 x 2.5cm
Weight Capacity:	150kg
Net Weight:	7.4kg
Colours Available:	Red / Powder Blue



# low seat x-fold rollators

**NEW!**

## **PAB811 Padded Low Seat X-Fold Rollator**

- Comfy padded nylon seat
- Lower seat height
- Lightweight rollator which easily folds for storage and portability
- Ergonomically designed handles for a comfortable grip
- Easy squeeze and release locking hand brakes
- Push button height adjustable handles with reflector
- Nylon storage bag
- Velcro ring cane holder
- PU castors
- Conditional warranty applies

<b>Product Code</b>	<b>PAB811</b>
Handle Height:	81.5 – 91.5cm
Seat Width:	45cm
Seat Height:	48cm (~45cm when seated)
Seat Depth:	25cm
Overall Length:	72cm
Overall Width:	64cm
Folded Width:	33cm
Between Handgrips:	45.5cm
Wheel Size:	20 x 2.5cm
Weight Capacity:	150kg
Net Weight:	7.4kg
Colours Available:	Titanium





# euro x-fold rollators

## PAB820 150kg Heavy Duty Euro 10" Front X-Fold Rollator

- Lightweight rollator which easily folds for storage and portability
- Ergonomic TPR handles for a comfortable grip
- Easy squeeze and release locking hand brakes
- Push button height adjustable handles with reflector
- Removable nylon storage bag with shoulder strap
- Velcro ring cane holder
- Larger 10" front wheels for easier manoeuvring eg. over humps; suitable for both indoor and outdoor use
- Front castor upgraded to double fork
- Conditional warranty applies

<b>Product Code</b>	<b>PAB820</b>
Handle Height:	80.5 – 93cm
Seat Height:	57cm
Seat Width:	45.5cm
Seat Depth:	23cm
Overall Length:	73cm
Overall Width:	61.5cm
Between Handgrips:	46.7cm
Folded Width:	29.5cm
Front Wheel Size:	25 x 3.5cm
Rear Wheel Size:	20 x 3.5cm
Weight Capacity:	150kg
Net Weight:	7.5kg
Colours Available :	Powder Blue / Red / Titanium



# euro x-fold rollators

**NEW!**

## PAB821 Deluxe 150kg Heavy Duty Euro 10" Front X-Fold Rollator

An upgraded version of PAB820

- Comfortable padded nylon seat
- Thick padded nylon back rest
- Lightweight rollator which easily folds for storage and portability
- Easy squeeze and release locking hand brakes
- Push button height adjustable handles
- Durable ergonomic hand grips
- Removable nylon storage bag with shoulder strap
- Velcro ring cane holder
- Larger 10" front wheels for easier manoeuvring over uneven terrain
- Conditional warranty applies

<b>Product Code</b>	<b>PAB821</b>
Handle Height:	80.5 – 93cm
Seat Height:	57cm
Seat Width:	45.5cm
Seat Depth:	23cm
Overall Length:	73cm
Overall Width:	61.5cm
Between Handgrips:	46.7cm
Folded Width:	29.5cm
Front Wheel Size:	25 x 3.5cm
Rear Wheel Size:	20 x 3.5cm
Weight Capacity:	150kg
Net Weight:	7.5kg
Colours Available :	Powder Blue / Red



Durable ergonomic hand grips



Comfy padded nylon seat



Thick padded backrest



# tall heavy duty rollators

**NEW!**

## **PAB830 180kg Tall Heavy Duty Rollator**

With a higher handle height range, this heavy duty rollator is ideal for taller users; reducing the need to stoop over as much as with regular walkers

- Liquid coated steel frame
- Seat height adjustable – 3 settings
- Adjustable handle height – 6 settings
- Easy squeeze and release locking hand brakes
- Detachable folding backrest
- Wide nylon seat
- Vinyl under seat storage
- Detachable cane holder
- PVC castors
- Conditional warranty applies

<b>Product Code</b>	<b>PAB830</b>
Handle Height:	93.5 – 109cm
Seat Height:	53 – 57.5cm
Seat Width:	51cm
Seating Width:	52.5cm
Seat Depth:	36cm
Backrest Height:	29cm
Overall Max Height:	111cm
Overall Max Depth:	78cm (front castors inward)
Overall Width:	70.5cm
Width between Handles:	50.5cm
Distance between Rear Legs:	54cm
Wheel Size:	20 x 3cm PVC
Weight Capacity:	180kg
Net Weight:	9.5kg





# tall heavy duty rollators

**NEW!**

## **PAB831 180kg Tall Heavy Duty Gutter Arm Rollator**

With a higher gutter arm height range, this heavy duty rollator is ideal for taller users; reducing the need to stoop over as much as with regular walkers

- Liquid coated steel frame
- Seat height adjustable – 3 settings
- Adjustable handle height – 6 settings
- Easy squeeze and release locking hand brakes
- Detachable folding backrest
- Wide nylon seat
- Vinyl under seat storage
- Detachable cane holder
- PVC castors
- Conditional warranty applies

<b>Product Code</b>	<b>PAB831</b>
Gutter Arm Height:	105 – 120.5cm
Seat Height:	53 – 57.5cm
Seat Width:	51cm
Seating Width:	52.5cm
Seat Depth:	36cm
Backrest Height:	29cm
Overall Max Height:	132.5
Overall Max Depth:	78cm (front castors inward)
Overall Width:	74cm
Width between Gutter Arms:	46cm
Distance between Rear Legs:	54cm
Wheel Size:	20 x 3cm PVC
Weight Capacity:	180kg
Net Weight:	11.3kg



# canes – quad

## RCN0100BL Small Base Quad Cane – Black

- Quad canes provide additional stability and support with a four point cane base.
- Height adjustable with a push button and locking knob for added safety.
- Height adjustable in 25mm increments
- Sturdy construction with lightweight 22mm anodised aluminium
- Offset handle with foam hand grip.
- Non-slip rubber tips (with metal inserts) ensure a secure grip
- No assembly required
- Conditional warranty applies

### Specifications

Handle Height:	73 – 95cm
Base Size:	17 x 12.5cm
Weight Capacity:	120kg
Cane Weight:	600g
Colour:	Black
Cane Tip:	<a href="#">RTIP110</a>

**Product Code**  
RCN0100BL

**Colour**  
Black



## RCN0101 Small Base Quad Cane

The Small Base Quad Cane provides additional stability and support with a four point cane base.

The cane is height adjustable with a push button (accessible to either a left or right handed person), and has a locking knob for added safety.

The offset handle is covered by a foam hand grip and is available in a Bronze finish.

- Sturdy aluminium construction with lightweight feel
- Double height adjustment button to allow for either left or right handed use
- Constructed with 22mm anodised aluminium
- Easy grip foam handgrip
- Secured with locking knob for added safety
- Non-slip rubber tips (with metal inserts) ensure a secure grip
- No assembly required
- Conditional warranty applies

### Specifications

Handle Height:	71.5 – 94.5cm
Base Size:	16.5 x 22cm
Weight Capacity:	120kg
Cane Weight:	800gm
Colour:	Bronze
Cane Tip:	<a href="#">RTIP110</a>

**Product Code**  
RCN0101

**Colour**  
Bronze



Double button allows the cane base to be swivelled around to adapt to a left or right handed person

# canes – quad

## RCNB0101 227Kg Heavy Duty Small Base Quad Cane – Steel

- Four point cane base provides additional stability and support
- Strong reinforced steel tubing
- Double height adjustment button to allow for either left or right handed use
- Textured durable vinyl offset handle for better grip
- Secured with a locking knob for added safety
- Non-slip rubber tips (with metal inserts) ensure a secure grip
- Available in a black finish
- Conditional warranty applies

### Specifications

Handle Height	73.5 – 96cm
Base Size:	16 x 21.5cm
Weight Capacity:	227kg
Cane Weight:	1.4kg
Cane Tip:	<a href="#">RTIP117</a>

<b>Product Code</b>	<b>Colour</b>
RCNB0101	Black



Double button allows the cane base to be swivelled around to adapt to a left or right handed person



# canes – quad

## RCN0103 Small Base Quad Cane with TPR Handgrip

Quad Canes provide additional stability and support with a four point cane base.

- Sturdy aluminium construction with lightweight feel
- Soft Thermal Plastic Rubber (TPR) handgrip for better durability and hygiene ~ easy to wipe off sweat, food particles
- Secured with a locking ring for added safety
- Non-slip rubber tips (with metal inserts) ensure a secure grip
- Conditional warranty applies

### Specifications

Handle Height	70 – 94cm
Base Size:	16 x 21cm
Weight Capacity:	100kg
Cane Weight:	750g
Cane Tip:	<a href="#">RTIP110CBL</a>

### Product Code

RCN0103LBL  
RCN0103RBL  
RCN0103LCH  
RCN0103RCH

### Colour

Left Black  
Right Black  
Left Chrome  
Right Chrome



## RCN0200BL Small Base Sure Step Quad Cane Black

Quad Canes provide additional stability and support with a four point base. Contoured plastic handle to fit the palm comfortably for those who require a more solid grip than the traditional foam handgrip.

- Four point cane base provides additional stability and support
- Sturdy aluminium construction with lightweight feel
- Height adjustable with double height adjustment button to allow for either left or right handed use
- Secured with a locking ring for added safety
- Easy grip plastic handle provides additional support for those who require a more solid grip
- Non-slip rubber tips (with metal inserts) ensure a secure grip
- Conditional warranty applies

### Specifications

Handle Height	72 – 94.5cm
Base Size:	16 x 11.5cm
Weight Capacity:	120kg
Cane Weight:	800g
Cane Tip:	<a href="#">RTIP110</a>

### Product Code

RCN0200BL

### Colour

Black



Double button allows the cane base to be swivelled around to adapt to a left or right handed person



# canes – quad

## RCN0300 Step Up Quad Cane

Quad cane with two tiered handle provides users with assistance when sitting into, or standing up from a seat

- Push button height adjustable cane
- Two tiered foam handgrips
- Sturdy aluminium construction with lightweight feel
- Double height adjustment button to allow for either left or right handed use
- Secured with a locking ring for added safety
- Non-slip rubber tips (with metal inserts) ensure a secure grip
- No assembly required
- Conditional warranty applies

### Specifications

Handle Height	85cm – 100cm
Base Size:	21cm x 15cm
Weight Capacity:	100kg
Cane Weight:	700g
Cane Tip:	<a href="#">RTIP110CBL</a>

Product Code	Colour
RCN0300	Black



Double button allows the cane base to be swivelled around to adapt to a left or right handed person

# canes – offset handle

## RCN0400BL Offset Handle Cane with Foam Grip – Black

Also known as Swan Neck Canes

**Product Code**  
RCN0400BL

**Colour**  
Black

- Made of 22mm anodised aluminium
- Push-button height adjustable (in 25mm increments)
- Secured with a locking ring for added safety
- Soft comfortable foam hand grip and wrist strap
- Non-slip rubber tip (with metal inserts) ensures a secure grip
- Conditional warranty applies

### Specifications

Handle Height: 76.5 – 99cm  
Weight Capacity: 120 kg  
Cane Weight: 250g  
Cane Tip: [RTIP107](#)

## RCNB0401 227KG Heavy Duty Steel Offset Handle Cane

Also known as Swan Neck Canes

**Product Code**  
RCNB0401

**Colour**  
Black

- Made of strong reinforced steel tubing with durable textured handle for better grip
- Push-button height adjustable (in 25mm increments)
- Secured with a locking ring for added safety
- Non-slip rubber tip (with metal inserts) ensures a secure grip
- Conditional warranty applies

### Specifications

Handle Height: 75 – 98cm  
Weight Capacity: 227kg  
Cane Weight: 1.05kg  
Colour: Black  
Cane Tip: [RTIP118](#)

## RCN0402 Offset Handle Cane with Foam Grip

Also known as Swan Neck Canes

**Product Code**  
RCN0402BL

**Colour**  
Black

- Made of aluminium
- Push-button height adjustable (in 25mm increments)
- Secured with a locking ring for added safety
- Soft comfortable foam hand grip and wrist strap
- Non-slip rubber tip (with metal inserts) ensures a secure grip
- Conditional warranty applies

### Specifications

Handle Height: 70 – 93cm  
Weight Capacity: 100 kg  
Cane Weight: 300g  
Cane Tips: [RTIP107](#)





# canes – standard handle canes

## RCN0500BL Standard Handle Cane – Black

Also known as Crook Handle Canes

- Made of aluminium
- Push-button height adjustable (25mm increments)
- Secured with a locking ring for added safety
- Soft comfortable foam hand grip
- Non-slip rubber tip (with metal inserts) ensures a secure grip
- Conditional warranty applies

### Specifications

Handle Height: 76 – 99cm  
Weight Capacity: 120kg  
Cane Weight: 250g  
Cane Tips: [RTIP107](#)

Product Code	Colour
RCN0500BL	Black



## RCN0501 Standard Handle Cane

- Made of aluminium
- Push-button height adjustable (25mm increments)
- Secured with a locking ring for added safety
- Soft comfortable foam hand grip
- Non-slip rubber tip (with metal inserts) ensures a secure grip
- Conditional warranty applies

### Specifications

Handle Height: 76 – 99cm  
Weight Capacity: 112kg  
Cane Weight: 370g  
Cane Tips: [RTIP107](#)

Product Code	Colour
RCN0501BR	Bronze
RCN0501CH	Chrome (limited stock)
RCN0501DS	Desert Sky (limited stock)



## RCN0503 Standard Handle Cane

- Made of aluminium
- Push-button height adjustable (in 25mm increments)
- Secured with a locking ring for added safety
- Soft comfortable foam hand grip
- Non-slip rubber tip (with metal inserts) ensures a secure grip
- Conditional warranty applies

### Specifications

Handle Height: 70 – 93cm  
Weight Capacity: 100kg  
Cane Weight: 300g  
Cane Tips: [RTIP107](#)

Product Code	Colour
RCN0503BL	Black
RCN0503CH	Chrome



# folding canes

## RCN0607 Bronze Folding T Shape Handle Cane

These height adjustable Folding Canes fold into 4 convenient parts making it easy to take with you wherever you go. The cane folds to 29cm in length when collapsed

- Supplied with carrying case
- Automatically opens to a full size cane
- Height adjustable in 25mm (1") increments
- Secured with locking ring for added safety
- Constructed with 22mm anodised aluminium
- Non slip rubber tips (with metal inserts) ensure a secure grip
- Conditional warranty applies

### Specifications

Handle Height	82 – 92cm (RCN0605) 81 – 93cm (RCN0607)
Cane Length (when folded)	29cm
Weight Capacity:	112kg (RCN0605) 100kg (RCN0607)
Cane Weight:	390g (RCN0605) 300g (RCN0607)
Cane Tips:	<a href="#">RTIP107</a>

Product Code	Colour
RCN0605BL	Black
RCN0607BR	Bronze



## RCN0608 PQUIP Classic Handy Sticks with Sling Bag

- Includes handy Cane Bag – store your cane and small items
- Derby Shape Handle and wrist strap
- Height adjustable
- Folds to 32.5cm in length when collapsed
- Conditional warranty applies

### Specifications

Height:	79 – 95cm
Tip Height:	4.65cm
Tip base diameter:	3.9cm
Weight Cap:	114kg
Cane Tips:	<a href="#">RTIP107</a>

Product Code	Colour
RCN0608G01BP	Bird of Paradise
RCN0608G02BC	Blue Circles
RCN0608G03LS	Lavender Sketch
RCN0608G04PS	Purple Spots



## RCN0705 T Shape Handle Cane Soft Grip



RCN0705SU  
Summer



BS

CB

CG

DU

FL

HF

LI

LP



MO

PA

PB

PE

PF

PM

RO

SU

### Product Code

RCN0705**BS**

RCN0705**CB**

RCN0705**CG**

RCN0705**DU**

RCN0705**FL**

RCN0705**HF**

RCN0705**LI**

RCN0705**LP**

RCN0705**MO**

RCN0705**PA**

RCN0705**PB**

RCN0705**PE**

RCN0705**PF**

RCN0705**PM**

RCN0705**RO**

RCN0705**SU**

### Colour

Blue Swirl

Cyclone Blue

Cyclone Green

Dusk

Floral

Hibiscus Flowers

Lines

Leaf Pattern

Mocha

Paisley

Pattern Blue

Petals

Pretty Flowers

Pink Marble

Rose

Summer

### Features

- Anodised aluminium tubing
- Push button height adjustment of 25mm (1") increments
- Secured with a locking ring for added safety
- Durable soft thermal plastic rubber handle with wrist strap
- Non-slip rubber tip (with metal inserts) ensures a secure grip
- Supplied fully assembled
- Conditional warranty applies

### Specifications

Handle Height	74 - 97cm
Weight Capacity:	120kg (older models: 114kg)
Cane Weight:	370g
Cane Tips:	<a href="#">RTIP107</a>



## RCN0708 T Shape Handle Cane Soft Grip



RCN0708**EB**  
Evening Bloom



**BC**   **BL**   **BP**   **BR**   **BU**   **EB**   **FB**   **FC**   **FW**   **GR**   **LS**   **PS**

**Product Code**

RCN0705**BC**  
RCN0705**BL**  
RCN0705**BP**  
RCN0705**BR**  
RCN0705**BU**  
RCN0705**EB**  
RCN0705**FB**  
RCN0705**FC**  
RCN0705**FW**  
RCN0705**GR**  
RCN0705**LS**  
RCN0705**PS**

**Colour**

Blue Circles  
Black  
Bird of Paradise  
Bronze  
Butterfly  
Evening Bloom  
Floral Blue  
Floral Crimson  
Floral Wash  
Gunmetal Grey  
Lavender Sketch  
Purple Spots

**Features**

- Aluminium tubing with a push button height adjustment of 25mm (1") increments
- Durable soft thermal plastic rubber handle with wrist strap
- Secured with a locking ring for added safety.
- Non-slip rubber tip (with metal inserts) ensures a secure grip.
- Supplied fully assembled.
- Conditional warranty applies

**Specifications**

Handle Height            72.5 - 95cm  
Weight Capacity:        120kg  
Cane Weight:             350g  
Cane Tips:                 [RTIP107](#)

## RCN1100BL Sure Step Handle Cane - Black

The Sure Step Orthopaedic Handle Cane provides a larger handle surface to aid those who have a poor hand grip.

The cane is made from aluminium and is push button height adjustable.

- Plastic moulded handgrip
- Height adjustable in 25mm (1") increments
- Constructed with 22mm anodised aluminium
- Secured with locking ring for added safety
- Non-slip rubber tip (with metal insert) ensure a secure grip
- Conditional warranty applies

### Specifications

Handle Height	72.5 - 95cm
Weight Capacity:	120kg
Cane Weight:	350g
Cane Tips:	<a href="#">RTIP107</a>

<b>Product Code</b>	<b>Colour</b>
RCN1100BL	Black



## RCN1103 Sure Step Handle Canes

- Has a larger handle surface to aid those who have a poor hand grip
- Push-button height adjustable in 25mm (1") increments
- Secured with a locking ring for added safety
- Non-slip rubber tip (with metal inserts) ensures a secure grip
- Conditional warranty applies

### Specifications

Handle Height	74 – 97cm
Weight Capacity:	114kg
Cane Weight:	400g
Cane Tips:	<a href="#">RTIP107</a>

<b>Product Code</b>	<b>Colour</b>
RCN1103BL	Black



## RCN1101 Small Orthopaedic Palm Handle Cane

- Moulded plastic handgrip conforms to the shape of your hand, evenly spreading pressure across the palm
- Push-button height adjustable in 25mm (1") increments
- Secured with a locking ring for added safety
- Non-slip rubber tip (with metal inserts) ensures a secure grip
- Available in Black or Bronze
- Specific to the Left or Right hand
- Conditional warranty applies

### Specifications

Handle Height: 76 – 99cm  
 Weight Capacity: 114kg  
 Cane Weight: 350g  
 Cane Tips: [RTIP107](#)

### Product Code

RCN1101LBL  
 RCN1101RBL  
 RCN1101LBR  
 RCN1101RBR

### Colour

Left Hand Black *No stock, discontinued*  
 Right Hand Black  
 Left Hand Bronze  
 Right Hand Bronze



## RCN1102 Large Orthopaedic Palm Handle Cane

- Moulded plastic handgrip conforms to the shape of your hand, evenly spreading pressure across the palm
- Push-button height adjustable in 25mm (1") increments
- Secured with a locking ring for added safety
- Non-slip rubber tip (with metal inserts) ensures a secure grip
- Available in Black or Bronze (*will not restock bronze model once items run out*)
- Specific to the Left or Right hand
- Conditional warranty applies

### Specifications

Handle Height: 74 – 97cm  
 Weight Capacity: 114kg  
 Cane Weight: 350g  
 Cane Tips: [RTIP107](#)

### Product Code

RCN1102LBL  
 RCN1102RBL  
 RCN1102LBR  
 RCN1102RBR

### Colour

Left Hand Black  
 Right Hand Black *No stock, discontinued*  
 Left Hand Bronze  
 Right Hand Bronze



## RCN1108 Elegant Handle Cane

- Provides a distinguished and unique look
- Push-button height adjustable, in 25mm (1") increments
- Secured with a locking ring for added safety
- Non-slip rubber tip (with metal inserts) ensures a secure grip
- Conditional warranty applies

### Specifications

Handle Height: 75 – 98cm  
 Weight Capacity: 114kg  
 Cane Weight: 350g  
 Cane Tips: [RTIP107](#)

### Product Code

RCN1108BR

### Colour

Bronze





# quad tip canes

## RCN1109 4 Pt Self Stand Derby Handle Cane

### Cane:

- Derby Shape Handle with silk matte finish handle
- Self standing
- Push-button height adjustable in 25mm (1") increments
- Secured with a locking ring for added safety
- Conditional warranty applies

### Quad tip:

- Non-slip rubber quad tip ensures a secure grip on most terrains
- Slight natural flex assists smooth walking
- Can assist with balance and better stability
- Helps reduce hand and wrist impact

<b>Product Code</b>	<b>RCN1109BL</b>
Handle Height	74 – 97cm
Weight Capacity:	120kg
Cane Weight:	450g
Base measurement:	8 x 8cm (10.3cm diagonal)
Colour:	Black with gold collar
Cane Tip:	<a href="#">RTIP119</a>



## RCN1110 Quad Tip Large Orthopaedic Cane

### Cane:

- Moulded plastic handgrip conforms to the shape of your hand, evenly spreading pressure across the palm
- Self standing
- Push-button height adjustable in 25mm (1") increments
- Secured with a locking ring for added safety
- Conditional warranty applies

### Quad tip:

- Non-slip rubber quad tip ensures a secure grip on most terrains
- Slight natural flex assists smooth walking
- Can assist with balance and better stability
- Helps reduce hand and wrist impact

<b>Product Code</b>	<b>RCN1110RBL Right Hand Grip</b> <b>RCN1110LBL Left Hand Grip</b>
Handle Height	12.5 – 12.5cm
Weight Capacity:	120kg
Cane Weight:	550g
Cane Tip:	<a href="#">RTIP120</a>



# canes / cane accessories

## RACN100 Reflective Cane Holder

This practical attractive device attaches to a standard cane, allowing it to be suspended from any table, desk or flat surface

- Cane holder with reflective strip
- Fits cane up to 22mm diameter

**Product Code**

**RACN100**

**Materials:**

- Nylon (Flap) • PP (C Clip) • PVC (Reflective Strip)
- Rubber (Non-Slip Foam) • Steel



## RACN101 Cane Holder

This simple, easy to use device attaches to a standard cane, allowing it to be suspended from any table, desk or flat surface

- Foam pads prevent scratching the surface
- Spring loaded to ensure a secure grip
- Durable plastic

**Product Code**

**RACN101**



## RACN103 Cane Strap

Made of a durable nylon cord

Attaches to any standard cane to allow the user more convenient control

**Product Code**

**RACN103**



# crutches

## Underarm Crutches

- Lightweight anodised aluminium frame
- Height adjustable with easy to read height scale to enable quick adjustment
- Height adjustable hand grips
- Supplied with underarm pads, hand grips and rubber tips
- Sold as a pair
- No assembly required
- Conditional warranty applies.
- New stock— grey underarm pads and handgrips

### Replacement Parts

Under Arm Pads: [RACR102](#) (Yellow)

Crutch Hand Grip: [RACR103](#) (Yellow)

22mm Crutch Tips

Grey: [RACR106](#)

Yellow: [RACR107](#)



Size	Product Code	Underarm to Floor (highest setting)	Underarm to Floor (lowest setting)	Product Weight (pair)	Weight Capacity
Tall Adult	RCR101	154cm	134.5cm	2.2kg	130kg
Adult	RCR105	133cm	113cm	1.7kg	130kg
Youth	RCR106	114cm	84cm	1.55kg	130kg



# crutches

## RCR301 Forearm Crutch

- Aluminium tubing
- They are double adjustable: the lower part of the crutch can be adjusted to suit the hand height, and the distance between the cuff and the hand grip can also be adjusted
- RCR301 cuff is vinyl coated over a metal frame. This allows the size of the cuff to be adjusted to suit the individual forearm shapes while RCR303B is fully vinyl coated cuff
- Handgrips are a plastic round shape
- Sold as a pair - fully assembled
- Conditional warranty applies



The vinyl over metal cuff allows it to be bent to individual forearm sizes



Size	Product Code	Handle Height (highest)	Handle Height (lowest)	Cuff Height* (highest)	Cuff Height* (lowest)	Product Weight (Pair)	Weight Capacity
Tall Adult	RCR301	107cm	84cm	30.5cm	23cm	2kg	112kg

\*Cuff Height is measured from the top of the cuff to the top of the handle

## Forearm Crutches Ergonomic Handgrip

- Moulded left and right handgrips provide a more comfortable grip for the user
- Double adjustable: hand height and length of cuff to the handgrip
- Aluminium tubing
- PVC & PP Handgrips
- PP Cuffs
- Non-slip rubber tips
- Supplied fully assembled
- Sold as a pair
- Conditional warranty applies



Size	Product Code	Handle Height (highest)	Handle Height (lowest)	Cuff Height (highest)	Cuff Height (lowest)	Product Weight (Pair)	Weight Capacity
Youth	RCR505	86cm	64cm	30cm	23cm	1.5kg	127kg
Adult	RCR507	100.5cm	78cm	35.5cm	28.5cm	1.6kg	127kg

\*Cuff Height is measured from the top of the cuff to the top of the handle

# crutches

## RCR400BL Open Cuff Forearm Crutch - Black

- Easy to use Open Cuff design
- Lightweight, durable aluminium
- Textured PVC handgrip
- Red reflective plastic on handgrip
- Made from lightweight aluminium
- Plastic C-Clip for easy height adjustment
- Non-slip rubber tips
- Sold as a pair
- No assembly required
- Conditional warranty applies

<b>Product Code</b>	<b>RCR400BL</b>
Patient Height Range:	(average): 94 – 116.5cm
Handle Height Range:	72.5 – 95cm (2.5cm increments)
Steel Tubing:	16.9mm
Product Weight (pair):	900g
Weight Capacity:	120kg
Replacement Tips:	<a href="#">RTIP118</a>



# gutter arm walkers

## PA70J 140kg Heavy Duty Deluxe Gutter Arm Walker – Junior

- Lightweight steel frame
- Easy to fold, transport and store
- Soft PU gutter armrests with foam handgrips
- Height adjustable arm supports
- Lockable hand brakes
- Length adjustable handgrips (forward / backward) to suit the user
- 6" castors for easy manoeuvring
- Nylon pouch for small items
- Conditional warranty applies

<b>Product Code</b>	<b>PA70J</b>
Forearm Cuff Height:	78.5 - 104.5cm
Width Between Armrests:	36.5cm
Leg space:	46.5
Overall Length:	80cm
Overall Width:	64cm
Overall Height:	120.5cm (on highest setting)
Folded Width:	22cm (with the forearms removed)
Weight Capacity:	140kg
Net Weight:	10.50kg



### See also:



**PA334 Standard Gutter Arm Rollator**  
(Page 14)



**PA360 Gutter Arm X-Fold Rollator**  
(Page 17)



**PAB802 Heavy Duty Gutter Arm Rollator**  
(Page 20)



**PAB831 Tall Heavy Duty Gutter Arm Rollator**  
(Page 23)



## RBR603 272kg Extra Wide Heavy Duty Folding Walking Frame

- Lightweight height adjustable aluminium frame
- Steel front, side bars and extension legs for structure reinforcement
- Extra wide for maximum space and comfort
- 2 easy to press push buttons that may be operated independently by the fingers, palm or side of the hand.
- Easy to fold, transport and store
- Dual front (arch bar) and side braces provide extra support
- Durable handgrips
- Conditional warranty applies

<b>Product Code</b>	<b>RBR603</b>
Handle Height:	81.5 – 99cm
Width Between Handgrips:	56cm
Width & Depth at Base:	68cm x 52cm (outer) 61cm x 41cm (inner)
Weight Capacity:	272kg
Net Weight:	4.1kg
Colour:	Natural aluminium frame with grey coloured handles and steel

Castors available: [RAWK307](#) Heavy Duty 5" Double Castor Extension Legs (sold separately)



# walking frames

## RWK102 Folding 2 Button Walking Frame

- Lightweight aluminium frame reinforced to allow for a weight capacity up to 136kg
- Easy press two button mechanism for quick, convenient folding
- Height adjustable
- Dual front and side braces provide extra support
- Durable hand grips – easy to wipe off sweat, food particles
- Available in Silver with either a Red or Black cross bar
- Conditional warranty applies

<b>Product Code</b>	<b>RWK102</b>
Handle Height:	81 – 98.5cm
Width Between Handgrips:	43.5cm
Width at Base:	61cm
Depth at Base:	53cm
Folded Width:	14cm
Weight Capacity:	136kg
Net Weight:	2.8kg

### Options

Walker Skis:	<a href="#">RAWK101</a>
5" Wheel Extension Legs:	<a href="#">RAWK305</a>
Replacement Tips:	<a href="#">RTIP105</a>



## RWK104 Folding 1 Button Walking Frame

- Upgraded version of RWK300
- Lightweight aluminium frame reinforced to allow for a weight capacity up to 136kg
- One-button mechanism allows for quick and convenient one-handed folding
- Height adjustable folding walking frame
- Dual front and side braces provide extra support
- Durable hand grips – easy to wipe off sweat, food particles
- Easy to fold, transport and store
- Available in Silver with either a Red, Green or Blue cross bar
- Conditional warranty applies

<b>Product Code</b>	<b>RWK104</b>
Handle Height:	81 – 99cm
Width Between Handgrips:	43cm
Overall Width:	58cm
Overall Depth:	47cm
Folded:	10cm
Weight Capacity:	136kg
Net Weight:	2.45kg

### Options

Walker Skis:	<a href="#">RAWK101</a>
5" Wheel Extension Legs:	<a href="#">RAWK305</a>
Replacement Tips:	<a href="#">RTIP105</a>



# walking frames

## RWK110 Aluminium Step Up / Reciprocating Walker

STEP UP walking frames are designed to assist the user in standing up from a sitting position. Can also be set up as a RECIPROCATING Walking Frame

- The two tiered height adjustable frame provides more stability and safety when rising
- Reciprocating frame enables user to 'step' with each step rather than having to pick up the walker and place forward. The side legs pivot back and forth in a natural walking motion thus requiring less effort.
- Soft Thermal Plastic Handgrip (TPR) for comfort
- Easy to fold, transport and store
- Conditional warranty applies

<b>Product Code</b>	<b>RWK110</b>
Handle Height:	71.5 - 89cm
Width Between Handgrips:	48.5cm
Width at Base:	56cm
Depth at Base:	52.5cm
Folded Width:	10cm
Weight Capacity:	112kg
Net Weight:	2.5kg
Colour:	Silver

### Options

Walker Skis:	<a href="#">RAWK101</a>
5" Wheel Extension Legs:	<a href="#">RAWK305</a>
Replacement Tips:	<a href="#">RTIP105</a>



# walking frames

**NEW!**

## RWK111 Aluminium 6-in-1 Walking Frame

The RWK111 6-in-1 Walking Frame is a versatile aid, which can assist the user in several ways:

- Walking frame
- Lifting / standing aid
- Shower Chair
- Commode chair
- Toilet safety frame
- Toilet seat raiser

The two tiered frame provides more stability and safety when the user stands up from a seated position.

- Lightweight aluminium tubing.
- Height adjustable.
- Two paddle mechanism for easy folding.
- Durable plastic handgrips
- Textured commode seat with removable centre cover
- Pail with handle and lid
- Easy to fold, transport and store.

<b>Product Code</b>	<b>RWK111</b>
Seat height:	41.5 - 60cm
Handle height:	76 - 93.5cm (top) 49.5 - 67.5cm (lower)
Width between handgrips:	43.5cm
Seat depth:	40cm
Width at base:	52cm
Depth at Base:	46cm
Folded Width:	10cm
Net Weight:	4.75kg
Weight Capacity:	100kg
Colour:	Chrome with black trim White seat, bucket and lid

### Options

Walker Skis:	<a href="#">RAWK101</a>
Replacement Tips:	<a href="#">RTIP105</a>





# walking frames with castor wheels

## RWK101 2 Button Folding Walking Frame with 5" Castors

- Lightweight Aluminium Frame
- Supplied with 5" wheels
- Two easy to push larger buttons, especially useful for those with poor hand control
- Height adjustable folding walking frame
- Dual front and side braces provide extra support
- Durable hand grips – easy to clean
- Easy to fold, transport and store
- Available in Silver with either a Red or Black cross bar
- Conditional warranty applies

### Product Code

**RWK101**

Handle Height:	81 - 98.5cm (2.5cm increments)
Width Between Handgrips:	43.5cm
Width at Base:	61cm
Folded Width:	11cm
Depth at Base:	53cm
Weight Capacity:	136kg
Net Weight:	2.8kg

### Options

Walker Skis:	<a href="#">RAWK101</a>
Normal Extension Leg:	<a href="#">RAWK306</a>
Replacement Tips:	<a href="#">RTIP105</a>



# walking frames with castor wheels

## RWK103 1 Button Folding Walking Frame with 5" Castors

- Supplied with 5" wheels
- Reinforced lightweight aluminium frame for 136kg weight capacity
- One-button mechanism allows for quick and convenient one-handed folding
- Height adjustable folding walking frame
- Dual front and side braces provide extra support
- Durable hand grips – easy to clean
- Easy to fold, transport and store
- Available in Silver with either a Blue or Black cross bar
- Conditional warranty applies

<b>Product Code</b>	<b>RWK103</b>
Handle Height:	82 – 99.5cm
Width Between Handgrips:	43cm
Overall Width:	65cm
Overall Depth:	47cm
Folded:	10cm
Weight Capacity:	136kg
Net Weight:	2.65kg

### Options

Walker Skis:	<a href="#">RAWK101</a>
Normal Extension Leg:	<a href="#">RAWK306</a>
Replacement Tips:	<a href="#">RTIP105</a>



## RWK306 Folding Walking Frame with 3" Castors

- Lightweight aluminium frame
- Supplied with 3" wheels\*
- Height adjustable
- One-button mechanism allows for quick and convenient one-handed folding
- Contoured Thermal Plastic Rubber (TPR) handgrips
- Available in Chrome with black cross bar
- Conditional warranty applies

<b>Product Code</b>	<b>RWK306</b>
Handle Height:	76 – 93cm
Width Between Handgrips:	46cm
Width at Base:	60cm
Depth at Base:	46cm
Weight Capacity:	112kg
Net Weight:	2.3kg

### Options

Walker Skis:	<a href="#">RAWK101</a>
Replacement Tips:	<a href="#">RTIP105</a>



\*Recommended for indoor use only.

For outdoor and rougher surfaces, consider [RAWK101](#) or RWK103 with 5" castors (see above)

# walking frames accessories

## RAWK101 / RAWK102 Walker Skis (Pair)

Designed to screw into the extension leg of a walker frame to assist the user when pushing a frame over a carpeted or smooth surface

Usually used on the rear of the frame in conjunction with wheels at the front

These skis suit an extension leg with an internal diameter of 25.4mm and walker max weight capacity 113kg

### Suit models:

RWK100	RWK100DSI	RWK101	RWK102
RWK104	RWK110	RWK112	RWK118
RWK300			

**Product Code**     **RAWK101**



Remove existing walker tip



Screw in the threaded end into the extension leg



## RAWK305 5" Wheel Walker Extension Leg (pair)

These leg extensions give you the option of converting a walking frame into a wheeled walker

The castor wheel allows the walking frame to roll smoothly, enabling the user to move without having to lift the frame

Sold as a pair

### Suit models:

RWK100	RWK100DSI	RWK101	RWK102
RWK104	RWK110	RWK112	RWK118
RWK300			

**NOTE:** Will fit RBR603 Heavy Duty Walking Frame but not rated for the heavier weight capacity. See **RAWK307** below

**Product Code**     **RAWK305**

Weight Capacity: 112kg

Weight: 250g (each leg)



## RAWK307 Heavy Duty 5" Double Castor Walker Extension Leg (pair)

Heavy duty castor leg extensions with double castors

Sold as a pair

### Suit model:

RBR603 Heavy Duty Walking Frame

**Product Code**     **RAWK307**

Weight Capacity: 270kg

Weight: 450g (each leg)



Frame not included.  
Illustrative purpose only



# bathroom aids – swivel chair

**Important:** Please check the measurements to ensure the bathroom aid will fit in your shower area

## RTZ-B100 DELUXE SWIVEL SHOWER CHAIR

The Swivel Shower Chair makes showering and cleaning easier, enabling the client to turn around without twisting their body.

- 360° rotation with 90° lock intervals
- Seat, back and armrests are padded for comfort
- Armrests can be raised to allow easier access from the side
- Height adjustable
- Sturdy lightweight aluminium frame

Some assembly required

Product Code	RTZ-B100
Seat Height:	45.5 - 55cm
Seat Width:	40cm
Seat Depth:	33cm
Seating Width:	50cm
Seating Depth:	37cm
Backrest Height:	33.5cm
Overall Width:	60cm
Overall Depth:	54cm
Weight Capacity:	150kg
Net Weight:	6.4kg





# bathroom aids – shower chair

**NEW!**

**Important:** Please check the measurements to ensure the bathroom aid will fit in your shower area

## RTZ-B101 BARIATRIC SHOWER CHAIR

Ideal for people who are unable to stand for long periods of time.

Shower chairs enable a person to bathe safely while remaining seated. It gives the user ongoing comfort, stability and greatly reduces the chance of slipping and falling.

- Lightweight aluminium with powdercoated finish
- Wide 56cm seating space
- Side cross bars to assist in lowering onto and rising from seat
- Height adjustable in 25.4mm (1") increments
- Drainage holes in seat reduce water build up
- Non-slip tips – slip resistant
- Conditional warranty applies

<b>Product Code:</b>	<b>RTZ-B101</b>
Seat height range:	41.5 - 56.5cm
Seat width:	44cm
Seating depth:	41cm
Width between arms:	56cm
Armrest height:	29cm
Width at base:	74cm
Depth at base:	51cm
Net weight:	4.5kg
Weight capacity:	250kg

**Important:** Please check measurements to ensure product will fit in shower area



# bathroom aids – folding shower chair

**Important:** Please check the measurements to ensure the bathroom aid will fit in your shower area

## RTZ-B200 DELUXE FOLDABLE COMMODOE SHOWER CHAIR

A commode and shower chair which easily folds compact for transport or storage where space is limited.

- Seat, back and armrests are padded for comfort
- Armrests can be raised to allow easier access from the side
- Height adjustable
- Sturdy lightweight aluminium frame

Some assembly required

Product Code	RTZ-B200
Seat Height:	49 - 58.5cm
Seat Width:	41cm
Seat Depth:	40.5cm
Seating Width:	51cm
Seating Depth:	42cm
Backrest Height:	37cm
Armrest Height:	11.5cm
Under Seat Clearance:	37cm - 47cm
Inner Leg Clearance:	42cm
Overall Width:	66.5cm
Overall Depth:	55cm
Weight Capacity:	150kg
Folded Dimensions:	60 x 50 x 30cm
Net Weight:	5.8kg



Easily folds for compact storage

The **RITZ** range



# bathroom aids – heavy duty chair

**Important:** Please check the measurements to ensure the bathroom aid will fit in your shower area

## RTZ-B300 HEAVY DUTY 3 in 1 SHOWER CHAIR COMMODE

A versatile heavy duty commode which can also be used as an over toilet aid and shower chair.

- Seat, back and armrests are padded for comfort
- Height adjustable
- Sturdy lightweight aluminium frame

Some assembly required

Product Code	RTZ-B300
Seat Height:	49 - 59cm
Seat Width:	46cm
Seat Depth:	41cm
Seating Width:	57cm
Seating Depth:	45cm
Backrest Height:	32.5cm
Armrest Height:	18cm
Under Seat Clearance:	39 - 49cm
Inner Leg Clearance:	50cm
Overall Width:	71cm
Overall Depth:	55cm
Weight Capacity:	250kg
Net Weight:	5.5kg



# bathroom aids – shower chairs

**Important:** Please check the measurements to ensure the bathroom aid will fit in your shower area

## PQ102FL Foldable Aluminium Shower Chair

Designed to be placed in the shower (or bath) to provide safety and comfort while showering. Easily folds for convenient storage or bring along on trips.

- Lightweight aluminium with powdercoat finish
- Height adjustable in 25.4mm (1") increments with clip on plastic seat
- Drainage holes in seat reduce water build up
- The U-shaped front allows easy cleaning of body parts
- Suction rubber tips – slip resistant
- Easy to fold/pack and bring along on trips
- Conditional warranty applies

<b>Product Code</b>	<b>PQ102FL</b>
Seat Height:	43.5 – 53cm
Seat Width:	40cm
Seat Depth:	41cm
Width Between Arms:	46cm
Backrest Height from seat:	49cm
Width at Base:	54.5cm
Depth at Base:	55.5cm
Weight Capacity:	136kg
Net Weight:	4.45kg
Replacement Tip:	<a href="#">RTIP202</a>



**Important:** Please check measurements to ensure product will fit in shower area.



## PQ102NL Wide Aluminium Shower Chair

Designed to be placed in the shower (or bath) to provide safety and comfort while showering

- Lightweight aluminium with powdercoat finish
- Wide 53.5cm seating space
- Side cross bars for added safety
- Textured frame for better grip
- Height adjustable in 25.4mm (1") increments with a micro adjustment on one of the chair legs to accommodate uneven floors
- Drainage holes in seat reduce water build up
- Suction rubber tips – slip resistant
- Minor assembly required
- Conditional warranty applies

<b>Product Code</b>	<b>PQ102NL</b>
Seat Height:	37.5 – 52.5cm
Backrest Height from seat:	33cm
Seat Width:	44cm
Width Between Arms:	53.5cm
Width at Base:	62.5cm
Depth at Base:	55.5cm
Weight Capacity:	140kg
Net Weight:	3.10kg
Replacement Tip:	<a href="#">RTIP202</a>

**Important:** Please check measurements to ensure product will fit in shower area





# bathroom aids – shower stools

**Important:** Please check the measurements to ensure the bathroom aid will fit in your shower area

## PQ104BL Aluminium Padded Shower Stool

Heavy duty height adjustable padded shower stool with arm support. Designed to be placed in the shower to provide seated safety while showering; its compact size makes it ideal for small shower spaces.

- Aluminium frame
- Soft PVC padded seat
- Extra wide seating area
- Textured arm support for better grip
- Height adjustable with one micro adjustment leg to accommodate for uneven floors
- Slip resistant suction tips
- Minor assembly required – attach legs
- Conditional warranty applies

<b>Product Code</b>	<b>PQ104BL</b>
Seat Height:	48 – 60cm
Seat Dimensions:	35 x 29cm
Seating Space:	49.5cm
Width between arms (top):	50cm
Overall Dimensions:	64 x 45 x 79cm (at highest setting)
Weight Capacity:	136kg
Net Weight:	2.75kg
Replacement Tip:	<a href="#">RTIP202</a>



## PQ108L Aluminium Non Padded Shower Stool

Heavy duty height adjustable shower stool with arm support. Designed to be placed in the shower to provide seated safety while showering; its compact size makes it ideal for small shower spaces

- Aluminium frame
- PE seat – textured to reduce sliding
- Extra wide seating area
- Textured arm support for better grip
- Height adjustable with one micro adjustment leg to accommodate for uneven floors
- Suction tips – slip resistant
- Minor assembly required – attach legs
- Conditional warranty applies

<b>Product Code</b>	<b>PQ108L</b>
Seat Height:	45.5 – 57.5cm
Seat Dimensions:	34 x 29.5cm
Seating Space:	50cm
Width between Arms (top):	50cm
Overall Dimensions:	65.5 x 45.5 x 79cm (at highest setting)
Weight Capacity:	136kg
Net Weight:	2.35kg
Replacement Tip:	<a href="#">RTIP202</a>



# bathroom aids – bath seats

**Important:** Please check the measurements to ensure the bathroom aid will fit in your shower area

## Bath Seat • RBN201 No Back • RBN202 with Backrest

Compact, durable bath seat - provides safety and comfort when bathing

- Durable corrosion resistant aluminium frame
- Height adjustable in 25.4mm (1") increments
- Suction tips provide extra stability and safety
- High density curved polyethylene textured seat with handgrips
- Drainage holes in seat to reduce build up of water
- Angled legs to distribute weight over large area
- Assembly required
- Conditional warranty applies

Replacement Tip: [RTIP104](#)



RBN202

Product Code	RBN201	RBN202
Seat Height:	34.5 – 52.5cm	35 – 52.5cm
Seat Dimensions:	50.5 x 31cm	50.5 x 31cm
Backrest Height:	n/a	34cm from seat
Width at Base:	43cm	43cm
Depth at Base:	44cm	44cm
Weight Capacity:	112kg	112kg
Net Weight:	2kg	3.30kg



RBN201

## RBN205 Height Adjustable Round Bath Stool

- Lightweight aluminium frame with plastic seat
- Ideal for narrow shower / bath areas
- Height adjustable
- Slip resistant suction tips
- Supplied fully assembled
- Conditional warranty applies

Product Code	RBN205
Seat Height:	36.5 – 54cm
Seat Diameter:	31.5cm
Width at Base:	32.5cm
Depth at Base:	32.5cm
Weight Capacity:	112kg
Net Weight:	1.5kg
Replacement Tip:	<a href="#">RTIP 104</a>



## RBN206 Aluminium Bath Seat with Back & Arms

- Designed to be placed in the shower or bath to provide maximum safety and comfort while bathing.
- Durable, corrosion resistant aluminium frame
- Height Adjustable in 25.4mm (1") increments
- Detachable backrest and armrests for easy storage
- Suction tips provide extra stability and safety
- High density polyethylene seat with drainage holes – helps reduce build up of water
- Conditional warranty applies

Replacement Tip: [RTIP104](#)

Product Code	RBN206
Seat Height:	41 – 54cm
Seat Width:	40cm
Seat Depth:	33.5cm
Width between Arms:	45cm
Backrest Height from seat:	33cm
Width at Base:	55cm
Depth at Base:	44.5cm
Weight Capacity:	136kg
Net Weight:	3.65kg



# bathroom aids – sliding bath transfer

**Important:** Please check the measurements to ensure the bathroom aid will fit in your shower area

## RTZ-B400 PADDED ROTATING SLIDING BATH SEAT

A Transfer Bath Bench with a rotating and sliding seat makes transfers to and from a bath tub easy.

- 360° rotation with 90° lock intervals
- Seat slides along rails to position over tub
- Padded seat, back and armrests for comfort
- Support base can be adjusted to suit most standard bath widths
- Sturdy lightweight aluminium frame

Some assembly required

Product Code	RTZ-B400
Seat Height	14cm (from support base)
Seat Width:	40cm
Seat Depth:	32.5cm
Seating Width:	54cm
Seating Depth:	36cm
Backrest Height:	29cm
Armrest Height:	15cm
Fits Tub Width:	56 - 71cm (2.5cm increments)
Overall Width:	70.5 - 85.5cm
Overall Depth:	55.5cm
Weight Capacity:	150kg
Net Weight:	8.25kg



# bathroom aids – transfer bath bench

**Important:** Please check the measurements to ensure the bathroom aid will fit in your shower area

## RBN102L Aluminium Non Padded Transfer Bath Bench NEW!

Designed to assist patients transfer in and out of the bathtub

- Lightweight anodised aluminium frame
- Height adjustable
- Plastic seat and back rest with non-slip textured surface
- Drainage holes in the seat reduces build up of water
- Reversible back rest to allow access from either left or right side
- Armrest provides extra security
- Wide base with suction cups / tips for extra stability
- Minor assembly required
- Conditional warranty applies

<b>Product Code</b>	<b>RBN102L</b>
Seat Height:	48.5 – 58.5cm
Underside Clearance:	40 – 50cm*
Backrest Height from seat	37.5cm
Seating Area:	64 x 40cm
Overall Dimensions:	76.5 x 46.5 x 95.7cm (highest setting)
Weight Capacity:	136kg
Net Weight:	4.55kg

Replacement Legs

Suction Tip Leg: [SBA301](#)

Suction Cup Leg: [SBA401](#)

**\*NOTE:** The maximum bath wall height the underside of the bench can clear is 50 cm.



## RBN103L Padded Aluminium Transfer Bath Bench

Designed to assist patients transfer in and out of the bathtub

- Lightweight anodised aluminium frame
- Height adjustable
- Durable, watertight, heat-sealed vinyl padding on the seat and back adds extra comfort and is easy to clean
- Reversible backrest allows access from either left or right side
- Armrest provides extra security
- Wide base with suction cups / tips for extra stability
- Minor assembly required
- Conditional warranty applies

<b>Product Code</b>	<b>RBN103L</b>
Seat Height:	51 – 61cm
Underside Clearance:	40 – 50cm*
Backrest Height from seat	31.5cm
Seating Area:	63 x 40.5cm
Overall Dimensions:	77 x 59 x 96cm (highest setting)
Weight Capacity:	140kg
Net Weight:	4.9kg

Replacement Legs

Suction Tip Leg: [SBA301](#)

Suction Cup Leg: [SBA401](#)

**\*NOTE:** The maximum bath wall height the underside of the bench can clear is 50 cm.





# bathroom aids – bath boards

**Important:** Please check the measurements to ensure the bathroom aid will fit in your shower area

## RBN901 Heavy Duty Bath Board – 69cm

Designed to fit easily across top of bath and provide a secure seat while bathing

- One-piece injection moulded plastic board
- Supplied with handle to provide stability
- Well spaced drainage holes
- Easy to fit adjustment knobs (Part: SBA200)
- Conditional warranty applies

Product Code	RBN901
Overall Length:	69cm
Overall Width:	35cm (narrowest: 26cm)
Max Internal Bath Width:	53cm
Min Internal Bath Width:	31cm
Weight Capacity:	181kg
Net Weight:	2.20kg



## Grab Bars

Textured Grab Bars provide assistance when getting in or out of the bath tub or toilet.

- Made of a heavy gauge chrome plated 1" steel tubing
- 76mm diameter flanges
- Grab Bars sit 38mm out from the wall
- Knurled chrome plated finish reduces the danger of hands slipping
- Easy to install, however professional installation is highly recommended
- Mounting hardware included
- Conditional warranty applies

Product Code	Size	Weight
RGB201	300mm (12")	500g
RGB202	406mm (16")	500g
RGB203	460mm (18")	505g
RGB204	610mm (24")	700g
RGB205	812mm (32")	850g




# bathroom aids

## YDL601 Bath Sponge

The angled plastic handle is designed to help a person in reaching and cleaning their back

**Product Code** YDL601  
**Overall Length:** 58cm  
**Sponge:** 15 x 10 x 5cm

**Materials:**  
**Handle:** ABS  
**Sponge:** PU Foam



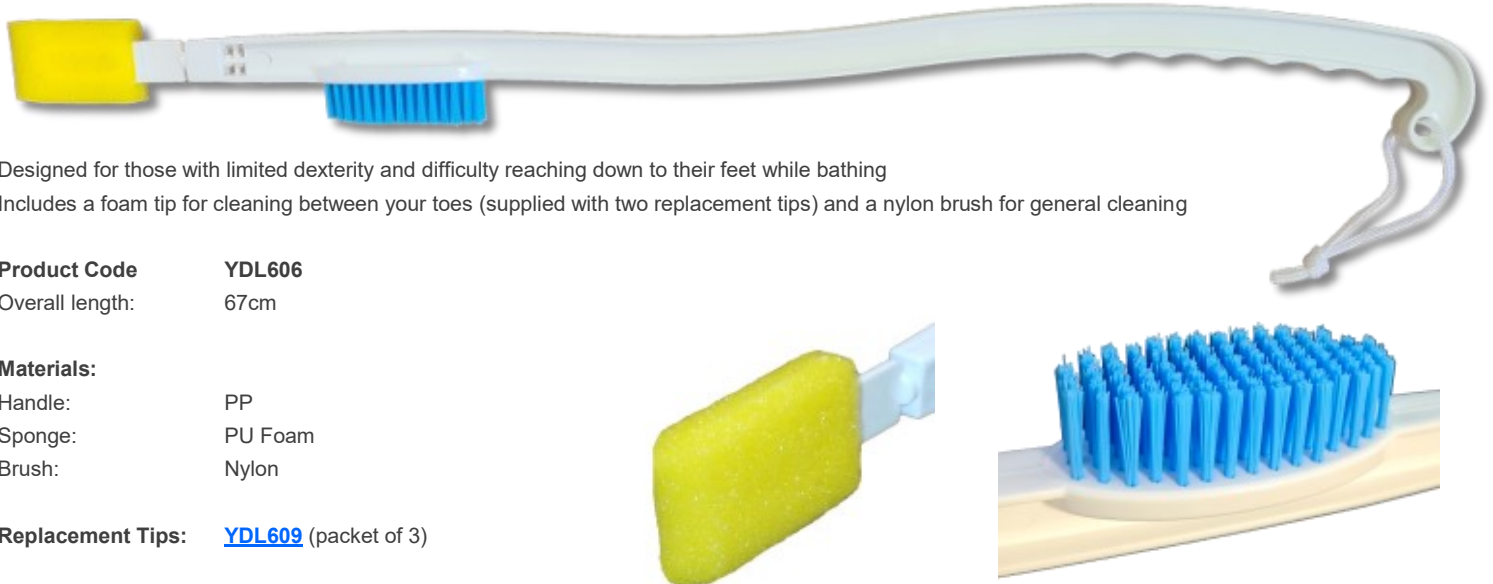
## YDL606 Toe Washer and Foot Brush

Designed for those with limited dexterity and difficulty reaching down to their feet while bathing  
Includes a foam tip for cleaning between your toes (supplied with two replacement tips) and a nylon brush for general cleaning

**Product Code** YDL606  
**Overall length:** 67cm

**Materials:**  
**Handle:** PP  
**Sponge:** PU Foam  
**Brush:** Nylon

**Replacement Tips:** [YDL609](#) (packet of 3)



## YDL610 Curved Bath Brush

This bath brush has a curved design to allow you to wash your back without having to raise your arms over your head

Useful for people with limited strength or movement in their arms

The brush is made from plastic and has soft nylon bristles with a rubber handgrip

**Product Code** YDL610  
**Overall Length:** 76cm  
**Weight:** 200g

**Materials:**  
**Outer Grip:** TPR  
**Handle / Brush Head:** PP  
**Brush:** Nylon



# bathroom aids

## YDL611 2 in 1 Long Handle Bath Sponge

Designed with two kinds of sponges: soft bathing side and scrub side.

520mm long handle makes it easier to clean your back and feet without over extending your shoulder and bending your waist.

**Product Code** YDL611  
**Length:** 52cm  
**Weight:** 84g

**Materials:**  
**Handle:** ABS  
**Sponge:** PU Foam



## YDL612 Long Handle Lotion Applicator NEW

Designed to help apply lotions, sunscreen, ointments and oils on hard to reach places.

Comes with two kinds of pads: The **elastic pad** doesn't absorb oils or ointments to avoid wastage; the **sponge pad** helps to apply lotion quickly. All the pads are washable and replaceable.

**Product Code** YDL612  
**Dimensions:** 400 x 62 x 46mm  
**Weight:** 105g  
**Materials:** ABS (handle)  
TPR / PU Foam (pads)

### Maintenance:


**Elastic Pad:** Remove the elastic pad from handle when cleaning.

Directly cover the elastic pad onto the sponge pad for using if needed

**Sponge Pad:** Do not detach the sponge pad from handle when washing.

Replace the sponge pad if it is worn or non adhesive.

**Replacement Sponge Pads** (pack of 10): Product code [YDL613](#)



## YDL700 Shower Swivel Seat

Non slip Shower Swivel Seat allows for easy rotation on shower chairs, stools and transfer bath benches

Swivels 360 degrees

**Product Code** YDL700  
**Diameter:** 33cm  
**Height:** 4.5cm  
**Weight Capacity:** 112kg  
**Net Weight:** 1kg



Stool not included



# bathroom aids

## YDL708 Foot Cleaner With Pumice

Designed for people with limited mobility to reach their feet

A 3-in-1 foot care product that scrubs, massages and indulges your feet with three different surfaces

**Product Code** YDL708  
**Overall Size:** 28 x 15 x 3cm  
**Weight:** 300g  
**Materials:** PVC / Pumice stone




## YDL710 Easy Sole Cleaner

Designed for people with limited access to help clean the soles of their feet without having to bend over

This gentle massage foot pad has hundreds of soft little fingers to clean your feet with no bending or reaching. It attaches to the bathtub or shower floor by powerful suction cups on its underside. Simply wet it, apply a quantity of liquid soap and rub your foot back and fourth for a thorough, soothing foot wash. A great solution for people with limited lower extremity movement, back pain or those with balance problems.


**Product Code** YDL710  
**Overall Size:** 28 x 15 x 3cm  
**Weight:** 300g  
**Material:** PVC



## YDL711 Non Slip Bath Mat 75 x 35cm

Slip resistant surface for safety in the bath or shower.

**Product Code** YDL710  
**Colour:** Light blue  
**Length:** 75cm  
**Width:** 35cm  
**Weight:** 800g



**NEW!**



# toilet aids – folding commode

**Important:** Please check the measurements to ensure the bathroom aid will fit in your shower area

## RTZ-B200 DELUXE FOLDABLE COMMODE SHOWER CHAIR

A commode and shower chair which can fold neatly for transport or storage where space is limited.

- Seat, back and armrests are padded for comfort
- Armrests can be raised to allow easier access from the side
- Height adjustable
- Sturdy lightweight aluminium frame

Some assembly required



Product Code	RTZ-B200
Seat Height:	49 - 58.5cm
Seat Width:	41cm
Seat Depth:	40.5cm
Seating Width:	51cm
Seating Depth:	42cm
Backrest Height:	37cm
Armrest Height:	11.5cm
Under Seat Clearance:	37cm - 47cm
Inner Leg Clearance:	42cm
Overall Width:	66.5cm
Overall Depth:	55cm
Weight Capacity:	150kg
Folded Dimensions:	60 x 50 x 30cm
Net Weight:	5.8kg

Easily folds for compact storage

The **RITZ** range

# toilet aids – heavy duty commode

**Important:** Please check the measurements to ensure the bathroom aid will fit in your shower area

## RTZ-B300 HEAVY DUTY 3 in 1 SHOWER CHAIR COMMODE

A versatile heavy duty commode which can also be used as an over toilet aid and shower chair.

- Seat, back and armrests are padded for comfort
- Height adjustable
- Sturdy lightweight aluminium frame
- Non-slip tips
- Handy toilet roll holder included

Some assembly required

Product Code	RTZ-B300
Seat Height:	49 - 59cm
Seat Width:	46cm
Seat Depth:	41cm
Seating Width:	57cm
Seating Depth:	45cm
Backrest Height:	32.5cm
Armrest Height:	18cm
Under Seat Clearance:	39 - 49cm
Inner Leg Clearance:	50cm
Overall Width:	71cm
Overall Depth:	55cm
Weight Capacity:	250kg
Net Weight:	5.5kg



# toilet aids – heavy duty commode

**NEW!**

**Important:** Please check the measurements to ensure the bathroom aid will fit in your shower area

## RTZ-T100 BARIATRIC ALUMINIUM OVER TOILET AID

Over Toilet Frames are designed to increase the height of the toilet seat and includes arm supports to assist the user in transferring on and off the toilet safely.

- Includes splashguard.
- Lightweight aluminium frame
- Powdercoated white frame
- Height adjustable in 25mm (1") increments
- Wide 56cm seating width for a comfortable seating space
- Supplied with easy to clean removable seat, lid and splash guard
- Seat and lid made from high density plastic to minimise flex
- Side bars to assist in lowering onto and rising from seat
- Non-slip tips – slip resistant
- Conditional warranty applies

<b>Product Code:</b>	<b>RTZ-T100</b>
Seat height range:	42-57cm
Width between arms:	56cm
Armrest height:	26.5cm
Seating width:	56cm
Seating depth:	42cm
Width at base:	73cm
Depth at base:	51cm
Net weight:	4.8kg
Weight Capacity:	250kg

Important: Please check the measurements to ensure this product will fit in your toilet area



# toilet aids

## PQ101FL Aluminium Folding Over Toilet Aid

Designed to assist patients in lowering themselves onto the toilet, and raising from it. Folds easily for convenient storage

- Can also be used as a commode
- White powder coated aluminium frame
- Supplied with easy to clean, clip on plastic seat, pail / lid and splashguard
- Height adjustable in 25.4mm (1") increments with one micro adjustment leg for uneven floors
- Conditional warranty applies

<b>Product Code</b>	<b>PQ101FL</b>
Seat Height:	46 – 58.5cm
Width Between Arms:	45.5cm
Width at Base:	58.5cm
Depth at Base:	62cm
Folded Width:	5cm
Folded Overall Length:	67cm
Folded Overall Height:	77.5cm
Weight Capacity:	136kg
Net Weight:	2.25kg
Replacement Tip:	<a href="#">RTIP106</a>



## PQ101NL Wide Aluminium Over Toilet Aid

- Lightweight aluminium frame
- Textured frame for better grip
- Height adjustable with one micro adjustment leg to allow for uneven floors
- Wide 51cm seating for a comfortable seating space
- Supplied with easy to clean, clip-on plastic seat / lid, splash guard, pail / lid – can also be used as a commode.
- Seat and lid made from high density plastic to minimise flex
- Non-slip tips – slip resistant
- Conditional warranty applies

<b>Product Code:</b>	<b>PQ101NL</b>
Seat Height:	43 – 60cm
Width Between Arms:	51cm
Width at Base:	60cm
Depth at Base:	64.5cm
Weight Capacity:	140kg
Net Weight:	4.05kg
Replacement Tip:	<a href="#">RTIP202</a>





# toilet aids

## PQ103 Toilet Surround

The Toilet Surround is a sturdy, steel frame designed to assist patients raising and lowering themselves from the toilet

- The frame sits around the toilet and can easily be removed when not in use
- Height adjustable
- Powder coated white finish
- Doesn't require fixing to toilet
- Conditional warranty applies

<b>Product Code</b>	<b>PQ103</b>
Handle Height:	63.5 – 76cm
Width Between Arms:	48cm
Width at Base:	53cm
Depth at Base:	45cm
Weight Capacity:	112kg
Net Weight:	3.10kg



## PQ107 Steel Toilet Safety Frame

- Height and width adjustable toilet frame
- Quick release frame which can be easily dismantled for compact storage
- Powder coated white finish steel frame
- Rubber tips
- Conditional warranty applies

<b>Product Code</b>	<b>PQ107</b>
Handle Height:	69.5 – 82cm
Width Between Arms:	48.5 – 53.5cm
Width at Base:	55 – 60cm
Depth at Base:	49.5cm
Weight Capacity:	112kg
Net Weight:	4.35kg



## PHB-T100 Folding Steel Commode Stool

Stand alone commode stool designed to easily fold for portability and storage.  
Great for travelling and camping

- Powdercoated steel frame
- Rubber tips for added stability and skid resistant
- Lightly textured plastic seat
- Includes pail with handle and lid

Note: Fixed seat height

Product Code	PHB-T100
Seat width:	39cm
Seat depth:	40.5cm
Seat height:	46.5cm
Width at base:	43cm
Overall depth:	41.5cm
Folded dimensions:	61 x 43 x 17cm
Weight capacity:	100kg
Net weight:	3.10kg



## RCM0103 Folding Steel Commode

Stand alone commode chair designed to easily fold for portability and storage.

- Powdercoated steel frame
- Rubber tips for added stability and skid resistant
- Padded lift up seat and backrest
- Plastic armrests
- Includes pail with handle and lid

Note: Fixed seat height

### Product Code

**RCM0104**

Seat width:	42cm
Seat depth:	44cm
Seat height:	41cm (fixed seat height)
Width between arms:	47cm
Width at base:	58.5cm
Depth at base:	84cm
Folded dimensions:	58.5 x 18 x 80.5cm
Weight capacity:	100kg
Net weight:	7.25kg



## RCM0104 Steel Commode

- Powdercoated steel frame
- Height adjustable
- Detachable backrest
- Plastic armrests
- Lift up seat and lid
- Includes collapsible pail with handle and lid
- Compact packaging - lower freight cost
- Conditional warranty applies

Assembly required

Product Code	RCM0104
Seat height	42 – 52cm
Seat width:	33cm
Seat depth:	40cm
Seating width:	45cm
Seating depth:	42cm
Backrest height:	22cm
Armrest height:	19cm
Overall width:	54.5cm
Overall length:	55cm
Weight capacity:	100kg
Net weight:	5.7kg





# toilet aids

## RCM0402 Heavy Duty Aluminium Commode

- Designed with extra wide seat to maximise stability and for greater weight capacity
- Height adjustable aluminium frame
- Detachable cushioned backrest for compact storage
- Plastic armrests
- Supplied with a seat, splashguard and pail with lid
- Suction tips – slip resistant
- Conditional warranty applies

<b>Product Code</b>	<b>RCM0402</b>
Seat Height:	42.5 – 60cm
Backrest Height from seat:	38.5cm
Width Between Arms:	58cm
Width at Base:	67.5cm
Depth at Base:	55.5cm
Weight Capacity:	225kg
Net Weight:	6.4kg



**Important:** Please check the measurements to ensure the bathroom aid will fit in your shower area

# toilet aids

## RCM0709 Mobile Shower Chair Commode

### Upgraded version of RCM0708

Removable backrest & castors - allows smaller packaging for cheaper shipping (0.24 m<sup>3</sup> compared to 0.4 m<sup>3</sup> of the RCM0708)

Plastic castors - reduces chance for rust / corrosion

- Heavy duty lightweight aluminium frame with textured coating
- Designed for easy, safe use in transporting a patient to and from the shower or toilet
- 5" non - corrosive castors with rear locking brakes – enables easier manoeuvring over uneven surfaces / humps.
- Plastic straps on backrest provides extra comfort, support and access to patient's back.
- The fold-up plastic footplate allows easy access and provides leg support.
- Supplied with clip-on high density non flex plastic seat with lid, pail with lid and splash guard.
- Plastic armrests.
- Minor assembly required.
- Conditional warranty applies.

### Product Code

RCM0709

Seat Height:	59.5cm
Overall Height:	100cm (80cm with backrest removed)
Seat Depth:	43cm
Width between arms:	47.5cm
Width at base:	57cm
Length at base:	84cm (footplates out)
Weight Capacity:	136kg
Net Weight:	8.5kg



**Important:** Please check the measurements to ensure the bathroom aid will fit in your shower area

## RCM0710 Mobile Steel Commode

- Powdercoated steel frame
- Detachable backrest
- Detachable swing-away footrests
- Padded armrests
- Lift up seat
- 5" castors
- Locking rear castors
- Includes pail with handle and lid
- Compact packaging - lower freight cost\*
- Conditional warranty applies

<b>Product Code</b>	<b>RCM0710</b>
Seat Height:	50.5cm
Seat Width:	43cm
Seat Depth:	43cm
Seating Width:	44.5cm
Seating Depth:	48cm
Backrest Height:	37cm
Armrest Height:	23cm
Overall Width:	54cm
Overall Length:	93cm
Weight Capacity:	100kg
Net Weight:	11.9kg

\*Assembly required



**Important:** Please check the measurements to ensure the bathroom aid will fit in your shower area

# toilet aids – raised toilet seats

## Raised Toilet Seat with Lid

- Raised toilets seats assist patients in lowering themselves onto the toilet, and raising from it
- Available in either a **15cm** (6"), **10cm** (4") or **5cm** (2") model
- Made of a lightweight plastic, these seats are gently contoured and resistant to stains and odours
- Easily attaches to most toilets
- Conditional warranty applies

Product Code	RRT103	RRT105	RRT107
Height:	15cm	10cm	5cm
Width:	37cm	37cm	37cm
Length:	40cm	40cm	40cm
Weight Capacity:	150kg	150kg	114kg

Seat Clamp Replacement: [STO337](#)



## YDL602 Soft Raised Toilet Seat 10cm

- Provides a soft and comfortable seating position
- High density foam with vinyl cover. However, there will be some compression of the foam reducing the height.
- May not be suitable for those who require a specific height adjustment for the toilet seat
- Seat secured by Velcro straps

<b>Product Code</b>	<b>YDL602</b>
Length	40cm
Width	37.5cm
Height	10cm (4")
Net Weight	395g

**Materials:** PVC / PU Foam





# toilet aids – raised toilet seats

**NEW!**

## RRT208 Height Adjustable Toilet Seat Raiser with Lid and Arms

Raised Toilet Seats are designed provide a higher seating position for the user, helping to reduce the effort of transferring to and from the toilet.

RRT208 is height adjustable and features removable armrests that fold back for easier transfer.

<b>Product Code</b>	<b>RRT208</b>
Adjustable heights:	50mm / 100mm / 150mm
Width between arms:	45cm
Arm height from seat:	21cm
Overall width:	56cm
Overall depth:	48cm
Weight capacity:	136kg
Net weight:	3.8kg



# toilet aids – urinals

## RRT108 Female Urinal

- Made from a high grade translucent plastic
- 1000cc capacity
- Easy grip handle

<b>Product Code</b>	<b>RRT108</b>
Length:	31cm
Width:	8.5cm
Height:	16.5cm



## RRT111 Female Urinal with Lid

- Made from a high grade translucent plastic
- 1000cc capacity
- Easy grip handle
- Lid to prevent spillage

<b>Product Code</b>	<b>RRT111</b>
Length:	31cm
Width:	10.5cm
Height:	15.5cm



## RRT109 Male Urinal with Lid

- Made from a high grade translucent plastic
- 1000cc capacity
- Easy grip handle

<b>Product Code</b>	<b>RRT109</b>
Length:	25cm
Width:	10cm
Height:	12.5cm



# toilet aids – bed pans

## RRT110 Slipper Bed Pan

- Made from high grade plastic
- Wedge shape design
- Low profile bedpan for easy positioning

<b>Product Code</b>	<b>RRT110</b>
Length:	31cm
Overall Width:	23cm
Height at Front:	2cm
Height at Rear:	8cm



## YDL607 Bed Pan

- Made from high grade plastic
- Ergonomically designed for comfort

<b>Product Code</b>	<b>YDL607</b>
Overall Length:	39cm
Overall Width:	27cm
Height at Front:	10cm
Height at Rear:	6cm


Materials: PE



## YDL608 Urinal Holder

- Urinal holder is made of chrome steel and will fit most urinals
- The steel construction is flexible enough to re-shape the frame to fit a variety of urinal sizes

<b>Product Code</b>	<b>YDL608</b>
---------------------	---------------



# bedroom aids – bed pole / grab bar

## PQ304BH Height Adjustable Single Bed Pole with Foam Grip

The PQ304BH Height adjustable Bed Pole is designed to sit under the mattress and provide a soft but firm handle to assist with moving and positioning in bed. As it is height adjustable, it can fit a range of mattress thickness size. The top tubing can be removed for compact storage and easy to bring along on trips.

### Features

- Made of a powder coated white 1" steel tubing
- Padded foam grip for a soft comfortable grip
- Easy to install – simply slide the "S" shape base between the mattress and the bed base
- Conditional warranty applies

### Product Code

**PQ304BH**

Rail Height: 60 – 65cm  
Rail Width: 42cm  
Rail Depth: 40cm (under mattress)  
Net Weight: 1.55kg



## PQ305 Height Adjustable Bed Grab Bar

Designed to sit under the mattress to provide a firm support to assist user into a seated position.

Can also provide a level of security and comfort for some people and reduce the risk of falling out of bed.

- Height adjustable powdercoated steel frame
- Padded hand grip for added comfort
- Suitable for most beds
- Easy to install, simply slide bottom of frame between the mattress and the bed base
- Conditional warranty applies

### Product Code

**PQ305**

Rail Height: 44.5 – 54cm  
Overall Width: 78cm  
Overall Depth: 53cm  
Safe Weight Load: 100kg  
Net Weight: 1.85kg





# bedroom aids

## RBE101 Aluminium Adjustable Back Rest

Lightweight aluminium frame with nylon backrest that provides support when sitting

- The angle of the backrest can be adjusted to the most comfortable position
- No installation required, simply place on top of bed
- Conditional warranty applies

<b>Product Code:</b>	<b>RBE101</b>
Overall Width:	70cm
Overall Depth:	48cm
Weight Capacity:	45kg
Net Weight	1.80kg




## RBE102 Adjustable Bed Cradle

Designed to sit under a mattress to form a support to keep the weight of bedding off the feet and legs

- The base fits underneath the bed and the upper part is positioned horizontally over the lower body
- Height adjustable
- Easy to install
- Conditional warranty applies

<b>Product Code:</b>	<b>RBE102</b>
Cradle Height:	54 – 68cm
Cradle Width:	36cm
Cradle Length:	55.5cm (above mattress)
Cradle Length:	71cm (under mattress):
Net Weight	2.85kg



# bedroom aids

## YDL306 Bed Rope Ladder

The Bed Rope Ladder is an aid designed to assist a person to sit up in bed independently.

The patient achieves a sitting position by pulling on successive rungs of the ladder with hand over hand movement.

The 4 plastic hand rungs are spaced 18cm apart, and each rung is 25.4mm in diameter and 20cm in length.

Maximum load rate is 70kg.

The bed ladder has a continuous loop nylon cord, and is secured by wrapping the cord around the legs of the bed.

For ease of access, a cord is attached to the first rung of the ladder, allowing it to be tied to the bed.

Suitable for single and double beds only.

**Product Code:** YDL306  
**Materials:** ABS (Tube)  
PVC (Tips)  
Nylon (Rope)



## YDL308 Leg Lifter

Assists people in lifting their leg on or off a wheelchair or bed

- Has a rigid aluminium frame that is 1" wide, covered with heavy duty nylon material
- One end of the lifter has a loose nylon loop to wrap around your wrist while the other end has a semi-rigid loop to allow you to easily slide the lifter over your foot

**Product Code:** YDL308  
**Overall Length:** 104cm  
**Length:** 85cm (excluding wrist strap)

**Materials:**  
**Cover:** PP  
**Wire:** Steel



Nylon hand strap to hold the lifter



Semi-rigid loop to shape to the size of your foot

# bedroom aids – cushions

## BE5600 Bed Wedge

**Suitable:** For people with following issues~ heartburn, colds / sinus infections, snoring, sleep apnoea, varicose veins, neck / shoulder / back pain

**Function Purpose:** To relieve symptoms of the above issues

**Applicable:** Hospital, home

- High density foam
- Removable washable cotton cover

<b>Product Code</b>	<b>BE5600</b>
Width:	69cm
Length:	72.5cm
Height:	3.5cm / 25.5cm
Weight:	1.4kg



## BE5610 Multi Usage Bed Wedge

Bed wedge offering several positions for use

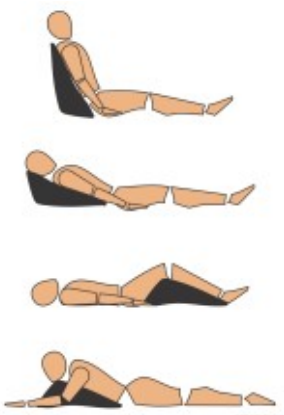
**Suitable:** Assists in relieving symptoms issues – heartburn, colds / sinus infections, snoring, sleep apnoea, varicose veins, neck / shoulder / back pain, elderly

**Function Purpose:** Support, posture, elevation / circulation, post op recovery and pregnancy

**Applicable:** Hospital, home

- PU cut foam
- Removable washable lycra cover

<b>Product Code</b>	<b>BE5610</b>
Width:	50cm
Length:	61cm
Height:	1cm / 27cm
Weight:	1.7kg



# exercise aids – arm & leg exerciser

## RTZ-E100 ARM & LEG EXERCISER

Ideal for users with limited movement and/or requiring arm and leg rehabilitation. It enables low impact exercise to help tone muscles and increase blood circulation.

- Adjustable resistance
- Angle of handles can be adjusted to suit reach
- Steel tube construction

<b>Product Code</b>	<b>RTZ-E100</b>
Seat Height:	49 - 59cm
Seat Width:	46cm
Seat Depth:	41cm
Seating Width:	57cm
Seating Depth:	45cm
Backrest Height:	32.5cm
Armrest Height:	18cm
Under Seat Clearance:	39 - 49cm
Inner Leg Clearance:	50cm
Overall Width:	71cm
Overall Depth:	55cm
Weight Capacity:	250kg
Net Weight:	5.5kg





# exercise aids

## RPE102 Compact Pedal Exerciser

Low impact exercise for arms and legs.

Helps tone muscles and increase blood circulation

- Place elevated for upper body workout or on the floor for a lower body workout
- Rubber tips prevent sliding and protects floor and table finishes
- Durable structure
- Conditional warranty applies

**Product Code:** RPE102

Length: 44cm

Base Width: 36cm

Pedal Width: 38.5cm

Overall Height: 30cm

Folded Length: 28cm

Folded Height: 21cm

Max Weight Capacity: 100kg (while seated)

Weight: 2.1kg

### Warning:

Do not stand on the pedal exerciser. The safe loading weight is based on usage of the equipment while seated



## YDL407 Overdoor Exercise Pulley

The Exercise Pulley is designed to safely and easily aid in the increase of the user's range of motion in their shoulders, arms and wrists.

- Easily fits over a standard door, and comes complete with door bracket, pulleys, cords, and handles.
- The pulley is supplied with a long cord to allow the user to be in a sitting position, alternatively the cord length can be shortened for use in a standing position.
- Assembly required

**Product Code:** YDL407



# medical aids

## YDL404 Tablet Splitter

This holder has a blade which will divide a pill for smaller doses and also allow for easier swallowing.

Includes a small compartment to store pills

**Product Code:** YDL404

Length 83mm

Width 33mm

Height 26mm

Max Wash Temp: 70°C

**Materials:** ABS / Stainless Steel (blade)



## RIV303 Stainless Steel IV Pole

Stainless Steel IV Pole with 4 hanging hooks on base with 5 locking castor wheels

**Product Code:** RIV303

Height Range: 120 – 200cm

No. of Hooks: 4

Hook length: 155mm

Pole thickness (outer): 19mm

Base Diameter: 50cm

Weight Capacity: 10kg

Net Weight: 2.1kg

Material: Stainless Steel

Hardware: Steel




# daily living aids

## ROP101 Bottle Opener

Ideal for those who have limited hand strength and gripping ability

- Moulded soft rubber
- Internally ribbed to ensure a firm grip
- Suitable for any bottle cap up to 3.5cm in diameter
- Available in Yellow only

**Product Code**                    **ROP101**



## YDL117 Non Slip Jar and Bottle Opener

Ideal for those who have limited hand strength and gripping ability

- Moulded soft rubber
- Internally ribbed to ensure a firm grip
- Suitable for any bottle / jar up to 8cm in diameter
- Available in Red only

**Product Code**                    **YDL117**  
**Diameter:**                        120mm  
**Height:**                            60mm  
**Weight:**                            52g  
**Material:**                         TPR (Latex free)



## YDL119 3 in 1 Multi Opener

The 3-in-1 Multi Opener helps to open bottle caps, ring pull cans, twist top and screw caps. Ideal for people with limited dexterity / grip or low strength in their hands.

**Product Code**                    **YDL119**  
**Dimensions:**                    145 x 55 x 15mm  
**Weight:**                            21g  
**Material:**                         Plastic



# daily living aids

## YDL121 Food Workstation



The Food Workstation is designed to give additional independence, convenience and assistance with day-to-day kitchen tasks. It is ideal for those who have difficulty in gripping, or only with one hand. It offers a grating and slicing facility as well as clamping and holding features. It is equipped with sucker feet and four rubber non-slip pads that firmly anchor it in place for additional security on smooth surfaces.

### Removable Vice Clamp Station

Opens up to hold any object in place. It has one fixed jaw and one moving jaw. Place the object to be held against the fixed jaw. Slide the moving jaw up to the object. Please note that the moving jaw can only be moved with the handle in the upper position. When the moving jaw is touching the object, push down on the handle to lock it. To remove the item, lift the handle up and slide the moving jaw away.

### Raised L Shaped Corner Station

Can be used to hold bread and toast in place whilst it is being spread

### Removable Suction Brush Station

Allows one handed cleaning nails, fruit, vegetables, etc

### Removable Grater and Slicing Station

Collect the food with a minimum of mess and waste. It has a removable and protective lid to cover the sharp cutting edges when they are not in use. The lid is simply lifted off when required

### Removable Stainless Steel Spikes Block Station

Keeps bread, fruit or vegetables still when being sliced, chopped or peeled. It is reversible so that it can safely be stored upside down when not in use. To use the spikes block, lift up the block from under the end of the board and remove, reverse the block, return to the slot in the board and push into place

<b>Product Code</b>	<b>YDL121</b>
Board Size:	500 x 300 x 35mm
Overall Height:	145mm
Weight:	1.7kg
Max Temp:	70°C

### Materials

Board:	ABS
Grater & Slicing:	Stainless Steel
Suction Cup:	PVC
Brush:	Nylon
BPA Free	





# daily living aids

## YDL101 Scoop Bowl

- The raised lip on one side of this scoop bowl aids in loading food onto a fork or spoon
- Ideal for individuals who have difficulty when eating, particularly with one hand
- Non-slip suction base to keep the bowl in place
- Bowl is dishwasher and microwave safe (max temp 70°C)  
(suction base must be removed first and washed in warm water only)

**Product Code** YDL101  
**Diameter:** 15cm  
**Height:** 7.5cm / 6.5cm  
**Weight:** 125gm  
**Colours:** White or Red

**Materials:** PP (Bowl)  
TPR (Suction Base)  
BPA Free



## YDL102 Scoop Dish

- The raised lip on one side of this scoop dish aids in loading food onto a fork or spoon
- Ideal for individuals who have difficulty when eating, particularly with one hand
- Non-slip suction base to keep the dish in place
- Dish is dishwasher and microwave safe (max temp 70°C)  
(suction base must be removed first and washed in warm water only)

**Product Code** YDL102  
**Diameter:** 23.5cm  
**Height:** 6cm / 4cm  
**Weight:** 185gm  
**Colours:** White or Red

**Materials:** PP (Bowl)  
TPR (Suction Base)  
BPA Free



## YDL103 Plastic Plate Guard

- Easy to fit and remove
- Fits tightly around any plate between 20cm and 30cm in diameter
- The edge is curved inwards to help pick up food from the plate, particularly if eating with one hand
- Microwave safe (max temp 70°C)

**Product Code** YDL103  
**Height:** 3.5cm  
**Weight:** 33gm

**Materials:** PP  
BPA Free



# daily living aids

## YDL104 Keep Warm / Cold Dish with Funnel

A healthy way of keeping food warm right to the last mouthful. Great for people who need extra time to finish a meal due to limited mobility in their arms / hands, as well as for children who are easily distracted

- Just open the cap and fill the chamber with hot water in the water reservoir. Your food will then stay hot longer
- Scoop dish with raised back aids in loading food onto a fork or spoon to assist individuals who have difficulty when eating, particularly with one hand. Helps minimise food spilling.
- Transparent cover allows food to be seen clearly and helps retain heat
- Water reservoir with cap, chamber and handles for easy carrying. Handles remain cool even with hot water in the water reservoir
- Non slip silicone ring under the base helps prevent dish from slipping
- Small funnel included
- Can be dismantled into five parts for easy cleaning on the top shelf of the dishwasher
- **(NOTE:** remember to take off the cap which only suits temperature under 80 C)
- Alternatively, you can also keep your food fresh and cold eg. salad. Just open the cap and fill the chamber with cold water in the water reservoir. Your food will then stay cold longer



### WARNING!

#### DO NOT Microwave

Reservoir suitable for hot water under 70 degrees Celsius

Top shelf dishwasher safe (except for the cap - temperature tolerance under 80 C))

Only fill and drain the water reservoir via the drain hole

**DO NOT** remove the plate which covers the water reservoir to fill with hot water when replacing the plate to avoid any accident

Ensure water is cooled down before cleaning.

Empty the water via drain hole before dismantling the reservoir and scoop dish to avoid being scalded.

**DO NOT** dismantle the cap when dish is being used. This is to avoid hot water spilling from the reservoir.

#### Specifications

Cover:	PP
Cap:	TPR
Reservoir:	PP
Scoop Dish:	PP
Non Slip Ring:	Silicone
Weight:	380g
Diameter:	215mm
Overall Size:	265 x 250 x 85 mm



# daily living aids

## Bendable Utensils - Teaspoon / Spoon / Fork / Soup Spoon



Ideal for those with limited hand control or arthritis.

- Soft cushioned, ribbed rubber hand grip
- Easy and comfortable to use for those with a weakness in their hands
- They have a flexible section to allow them to be bent (up to 90°) to adapt to individual needs  
*(note: position should not be bent more than 20 times)*
- Loop at the end of handle allows [YDL109 Utensil Strap](#) to be attached
- Dishwasher safe (up to 70 C)
- Colours: Black or Red grip
- Each sold separately

### Materials:

Handgrip:	TPR
Handgrip Inner:	ABS
Fork / Spoon:	Stainless Steel BPA Free



YDL115 Bendable Soup Spoon

Description	Product Code	Overall Length	Handle Length	Weight
Bendable Teaspoon	YDL105	19.5cm	12cm	70gm
Bendable Spoon	YDL106	21cm	12cm	80gm
Bendable Fork	YDL107	20.5cm	12cm	75gm
Bendable Soup Spoon	YDL115	20cm	12cm	80gm



# daily living aids

## YDL100 Universal Built Up Handle

Designed to provide a comfortable and better grip for slim objects such as fork, spoon, knife, toothbrush etc.

- 2 slots with different shapes – flat and star on either side
- Simply slide the handle of the utensil through the slot that fits better
- Household dishwasher safe up to 70°C
- Sold as pack of 2

<b>Product Code</b>	<b>YDL100</b>
Length:	100mm
Diameter:	43mm (outer) / 36mm (middle)
Weight:	66gm
Colour:	Light Grey
Material:	TPR



## YDL109 Utensil Strap

This will assist those with limited hand grip to achieve a secure hold on utensils when eating. Simply attach the strap to the utensil using the Velcro adjustment and then secure the strap around your hand to hold the utensil in place

### Compatible with:

- YDL105 Bendable Teaspoon
- YDL106 Bendable Spoon
- YDL107 Bendable Fork
- YDL108 Rocker Knife
- YDL115 Bendable Soup Spoon

<b>Product Code</b>	<b>YDL109</b>
Length:	240mm



## YDL120 Utensil Kit

- Cutlery includes Rocker Knife, Fork, Spoon and Teaspoon
- Soft cushioned, ribbed rubber hand grips
- Easy and comfortable to use
- Spoon, teaspoon and fork are bendable left and right (up to 90° angle)
- Curved blade of the rocker knife enables a rocking motion for cutting food, instead of the sawing motion of regular knives
- Loop at the end of handle allows [YDL109 Utensil Strap](#) to be attached
- Dishwasher safe - (up to 70°C)

<b>Product Code</b>	<b>YDL120BL (Black)</b>
	<b>YDL120RE (Red)</b>





# daily living aids

## YDL122 Standard Tableware Set - Red

Based on studies, the red colour of the dining set may help Alzheimer's sufferers to distinguish the colour of food enabling them to enjoy more and possibly increase their food and liquid intake.

Includes:

- Large Scoop Bowl (YDL101)
- Scoop Dish (YDL102)
- Plastic Plate Guard (YDL103)
- Nose Cutout Cup (YDL112)
- Drinking Cup (YDL113)
- Egg Cup (pair)



### LARGE SCOOP BOWL (YDL101)

The raised lip on one side of this scoop bowl aids in loading food onto a fork or spoon to assist individuals who have difficulty when eating, particularly with one hand. It has a non-slip suction base to keep the bowl in place

The bowl is microwave and dishwasher safe up to 70°C (suction base must be removed first and washed in warm water only)

#### Specifications:

Diameter: 15cm  
Height: 7.5cm / 6.5cm  
Weight: 125gm

#### Materials:

PP (Bowl) / TPR (Suction Base)  
BPA Free

### SCOOP DISH (YDL102)

The raised lip on one side of this scoop dish aids in loading food onto a fork or spoon to assist individuals who have difficulty when eating, particularly with one hand. Non-slip suction base to keep the dish in place

The bowl is microwave and dishwasher safe up to 70°C (suction base must be removed first and washed in warm water only)

#### Specifications:

Diameter: 23.5cm  
Height: 6cm / 4cm  
Weight: 185gm

#### Materials:

Bowl: PP (Polypropylene)  
Suction Base: TPR  
BPA Free

### PLASTIC PLATE GUARD (YDL103)

This easy to fit and remove plastic plate guard fits tightly around any plate between 20cm and 30cm in diameter. The edge is curved inwards to help pick up food from the plate, particularly if eating with one hand.

Microwave and dishwasher safe up to 70°C

#### Specifications:

Height: 3.5cm  
Weight: 33gm

#### Materials:

PP (Plate Guard)  
BPA Free

### NOSE CUTOUT CUP (YDL112)

This cup is useful for those who have difficulty with tipping their head back or extending their neck. The cut out fits around the nose — the user simply places their lips on the extended side and tips the cup back to drink

Can be used with Cup Holder YDL114

#### Specifications:

Capacity: 237ml  
Microwave & dishwasher safe (70°C)

#### Materials:

PP (Cup)  
BPA Free

### DRINKING CUP (YDL113)

Long mouthpiece aids in drinking and reducing spilling of liquids.

Supplied with two tight fitting lids to prevent spillage - a small 3mm mouthpiece for general fluids, the other with a larger 6mm opening for semi-solid fluids such as soups.

Both lids have a separate hole in them, by placing your finger over the hole you can control the flow of fluids

Can be used with the Cup Holder YDL114

#### Specifications:

Capacity: 250ml  
Microwave & dishwasher safe (70°C)

#### Materials:

PP (Cup and Lids)  
BPA Free

### EGG CUP (PAIR)

Non-slip suction base to keep the cup in place

Microwave and dishwasher safe up to 70°C (suction base must be removed first and washed in warm water only)

#### Materials:

Cup: PP  
Suction Base: TPR  
BPA Free

Product Code:

YDL122

# daily living aids

## YDL108 Rocker Knife

- Soft cushioned, ribbed rubber hand grip
- Comfortable and easy to use for those with a weakness in their hands
- Curved blade enables a rocking motion for cutting food, instead of the sawing motion of regular knives
- Loop at the end of handle allows [YDL109 Utensil Strap](#) to be attached
- Dishwasher safe (up to 70°C)
- BPA Free

<b>Product Code</b>	<b>YDL108</b>
Overall Length:	22cm
Blade Length:	10cm
Weight:	82gm

### Materials

Blade:	Stainless Steel
Handgrip:	TPR
Handgrip's Inner:	ABS



## YDL116 Slicing Knife

- Ergonomic, easy to grip, closed handle knife with a stainless steel blade
- The blade is set at an angle to minimize the effort with cutting
- Ideal for slicing fruits, vegetables, breads, etc
- Dishwasher safe (up to 70°C)
- BPA Free

<b>Product Code</b>	<b>YDL116</b>
Overall Length:	29.5cm
Blade Length:	20cm
Weight:	112gm

### Materials:

Blade:	Stainless Steel
Handgrip:	ABS



## YDL118 Chef Knife

- An ergonomic, easy to grip, closed handle knife with a stainless steel blade
- The blade is set at an angle to minimize the effort with cutting
- Ideal for cutting or chopping food
- Dishwasher safe (up to 70°C)
- BPA Free

<b>Product Code</b>	<b>YDL118</b>
Overall Length:	28.5cm
Blade Length:	19.5cm
Weight:	112gm

### Materials:

Blade:	Stainless Steel
Handgrip:	ABS



# daily living aids

## YDL110 One Way Drinking Straw

- Makes drinking easier for those who have difficulty with swallowing
- Has a one-way valve which stays filled with fluid reducing the effort required to suck through a straw
- Adjustable clip holds the straw to the side of the cup
- Each package contains a 10" and 7" straw
- **Not suitable for semi-solid liquids**
- **Not suitable for microwave**
- Dishwasher safe up to 70°C
- BPA Free

**Product Code**

**YDL110**

**Materials:**

PP (Tube) / PC (Clip, Valve)



\*Drinking cup is not supplied with this item

## YDL112 Nose Cut Out Cup

- This cup is useful for those who have difficulty with tipping their head back or extending their neck.
- The cut out fits around the nose – the user simply places their lips on the extended side and tips the cup back to drink.
- Capacity: 237ml
- Dishwasher safe up to 70°C
- Can be used with [YDL114 Cup Holder](#)
- BPA Free

**Product Code**

**YDL112**

**Material**

PP (Polypropylene)



## YDL113 Drinking Cup

- Supplied with two tight fitting lids – one with a small 3mm mouthpiece for general fluids, the other with a larger 6mm opening for semi-solid fluids such as soups
- Both lids have a separate hole in them, by placing your finger over the hole, you can control the flow of fluids
- Dishwasher safe (up to 70 degrees Celsius)
- Can be used with [YDL114 Cup Holder](#)
- Cup Height (not including spout): 12cm, 250ml capacity
- BPA Free

**Product Code**

**YDL113**

**Material**

PP (Polypropylene)



## YDL114 Cup Holder

- Has two large handles to assist with gripping and controlling a drinking cup
- Will fit the YDL112, YDL113 Drink Cup or any cup up to 60mm in diameter
- Holder only, drinking cup is not supplied with this item

**Product Code**

**YDL114**



\*Drinking cup is not supplied with this item

# daily living aids

**NEW!**

## YDL123 Luminous Anti-Spill Tumbler

The Anti-Spill Tumbler is designed with a curved base to prevent the tumbler from tipping over and spilling.

Visible in the dark with the luminous base.

- Designed with two handles to make the tumbler easier to hold.
- The raised spout allows users to drink without spilling. It can be used with a standard straw.
- The curved base prevents the tumbler from tipping over and spilling.
- Glow in the dark base
- Dishwasher safe (up to 70°C)
- BPA Free

### Specifications

Size: (L) 153 x (W) 110 x (H) 117mm  
Capacity: 250ml  
Weight: 115g  
Material: PP polypropylene

### Note:

Not suitable for use with boiling water or hot liquids

Not microwave safe

**Product Code** YDL123



## YDL303 Kettle Pourer

The kettle pourer helps to take the weight of the kettle while the water is being poured. The metal frame pivots to tilt the kettle's spout towards the cup reducing the risk of spills.

A Velcro strap holds the kettle in place to ensure that the kettle will not slip or fall.

Holds a wide range of jugs and kettles. Not suitable for cordless or mini jug kettles.

Kettle not included

- Coated wire frame
- Non-slip feet
- Velcro strap
- Minimum maintenance, wipe clean with a cloth

### Specifications

Overall size: 262 x 210 x 190mm  
Weight: 405g



\*Drinking cup is not supplied with this item



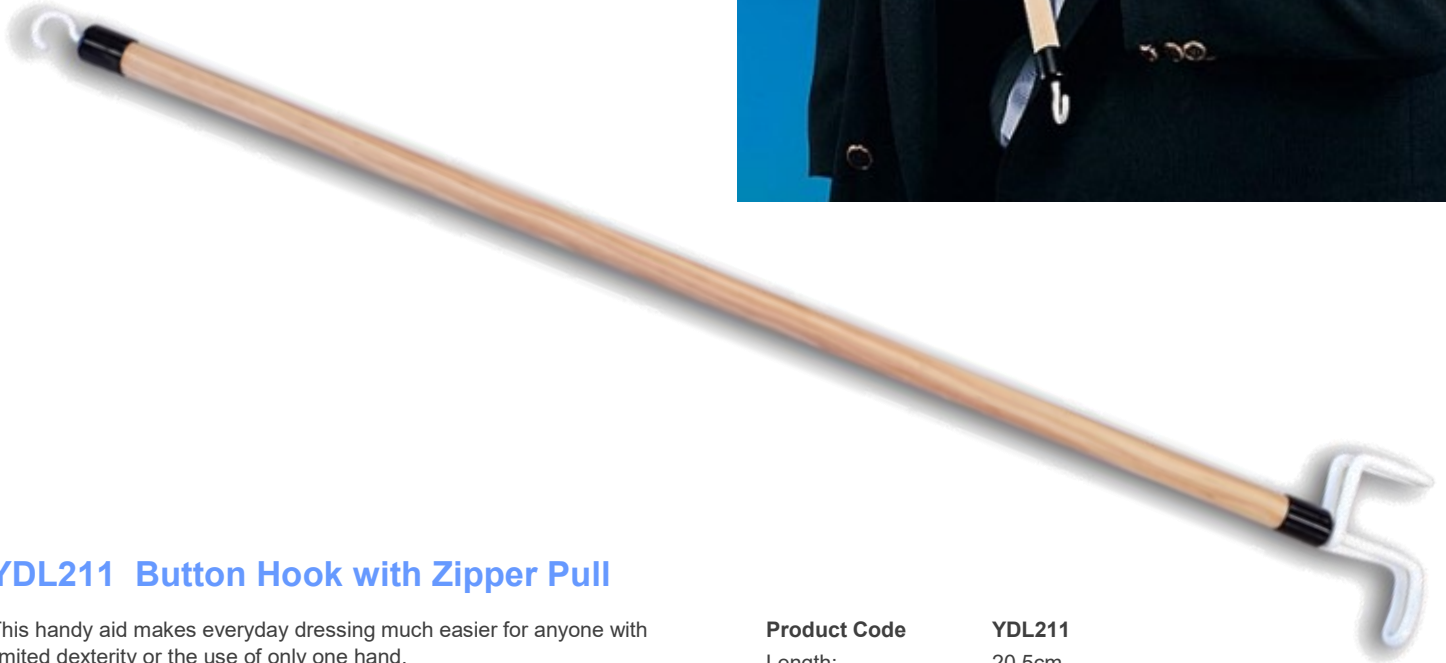

# daily living aids – dressing aids

## YDL203 Dressing Stick

- A lightweight device for positioning clothing
- Has a smooth wooden shaft with a large plastic-coated hook at one end and a smaller 'C' hook at the other
- Can be used for: pulling up zips, reaching and grabbing clothes, pulling up pants

**Product Code** YDL203

**Length:** 68cm



## YDL211 Button Hook with Zipper Pull

This handy aid makes everyday dressing much easier for anyone with limited dexterity or the use of only one hand.

The wire loop on one side assists with fastening buttons with less effort and the hook on the other end helps to pull open / close zippers.

The handle provides a better grip to avoid slipping.

Its lightweight and compact design makes it easy to stow in a bag or pocket and is ideal for travel.

**Product Code** YDL211

**Length:** 20.5cm

**Weight:** 40g

### Materials

**Handle:** Polypropylene

**Button fastener:** Stainless steel

**Zipper fastener:** Iron



### Button Hook


Push the wire loop through the buttonhole and hook the button

Pull button through buttonhole



### Zipper Pull

Put the C-shaped hook through the zipper loop to assist in pulling up or down



# daily living aids – dressing aids

## YDL201 Sock / Stocking Aid

- Features two long loop handles to reduce the need for bending when putting on socks or stockings
- The inner nylon lining allows the foot to easily slide through the opening while the terry cloth outer covering keeps the sock or stocking secure

**Product Code** YDL201

### Materials

PP (inner board) / Nylon Cloth / Terry Cloth / Cotton (straps)



## YDL205 Sock & Stocking Helper

Ideal for those who struggle to bend when putting socks/stockings on

The Sock and Stocking Helper makes putting on of socks, hose and compression stockings easier, the sock is stretched over the metal frame, and the foot placed into the sock using the handles to position correctly.

The sock assist opens the sock and positions it to easily glide on the foot without bending down, twisting around or reaching over. Perfect for those with limited mobility and those recovering from surgery or injury.

- Lightweight and easy to use
- Can be used to put on most socks, stockings, and tights
- Helps to reduce the need to bend when dressing
- Can be used in a standing or seated position

**Product Code:** YDL205

Length: 18cm  
Width: 24cm  
Height: 36cm  
Width of Leg Opening: 11cm

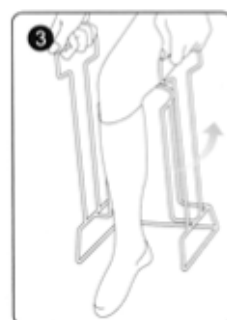
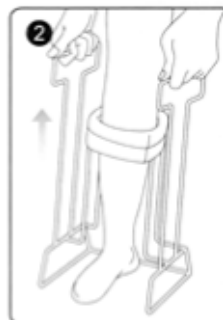

**Materials:** Iron

### Instructions for Use

1. Place sock inside semi-circle frame and pull the top of the sock down over the semi-circle. The heel of the sock must face the arc of the sock helper
2. Insert foot into the sock until your foot is completely on the floor
3. Grasp the handles and gently lift the sock helper up and slightly incline the angle toward your body until the sock slips off the frame
4. Thigh and waist height stockings can also be done in the same manner. Pull the stocking to knee and then pull the upper portion into place by hand

### Maintenance

Wipe clean with a cloth. Keep in a cool and dry place



# daily living aids – dressing aids

## YDL206 Shoe Horn

Made from enamelled steel with a non-slip rubber handle

**Product Code** YDL206  
**Length:** 61cm  
**Width:** 3cm



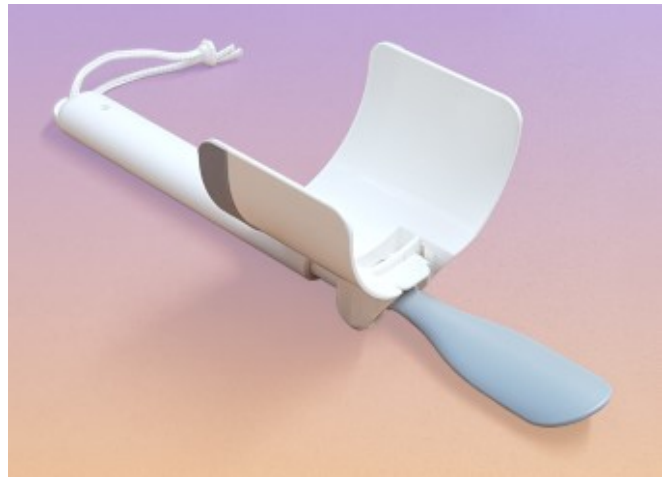
## YDL210 2-in-1 Extendable Shoe Horn & Sock Aid

Dressing aid for putting on socks and shoes – designed to assist those who have difficulty bending or reaching.

**Product Code** YDL210  
**Compact Form:** 32.3 x 10.5 x 9cm  
**1st Extension:** 45cm length  
**Full Extension:** 58cm length  
**Weight:** 170gm

**Materials**  
thermoplastic  
thermoplastic

Shoehorn:	POM
Sock Helper:	ABS
Non Slip Area:	TPR
	BPA Free



# daily living aids – dressing aids

**NEW!**

## YDL208 Long Handle Hair Brush

Long and slightly curved handle makes it easy to brush your hair with minimal shoulder and upper arm movement

The Long Handle Brush assists those who have difficulty in raising their arms above their heads

Ergonomically designed to limit strain and to use with minimal effort

The brush has plastic bristles and a non-slip rubber handgrip

### Specifications

Length: 384mm  
Weight: 28g  
Materials: ABS, PP, TPR

Product Code YDL208



## YDL209 Long Handle Hair Comb

Long and slightly curved handle makes it easy to brush your hair with minimal shoulder and upper arm movement

### FEATURES

- The Long Handle Comb assists those who have difficulty in raising their arms above their heads
- Ergonomically designed to limit strain and to use with minimal effort
- The comb is made of plastic with a non-slip rubber handgrip

### SPECIFICATIONS

Length: 380mm  
Weight: 101g  
Materials: PP, TPR





## Handy Grip Reacher

- Available in 3 sizes: Short **60cm**, Medium **75cm** and Long **90cm**
- Lightweight, with an easy to use trigger handle making it ideal for use around the home
- **Magnetic head** allows user to pick up small metal objects such as pins
- **Hook** on the end of the reacher aids in dressing
- **Palm lever** helps clamp the jaws for those who have poor hand strength
- **Handy clip** to attach to a rollator or wheelchair
- **Rotating head** to reach awkward items

**Note:** These will replace **YDL309 / YDL310 / YDL311** as former stock runs out

Product Code	Length	Weight	Old Code
YDL313	60cm	180gm	YDL310
YDL314	75cm	200gm	YDL309
YDL315	90cm	220gm	YDL311

### Materials

Grip / Arm / Claw: ABS / Aluminium  
Orange Pads: TPR



Magnetic head for small metal objects




Hook can be used as a dressing aid



Clip to attach the reacher to a wheelchair or rollator



Palm lever to assist in clamping gripping jaws



The gripping jaws can be rotated 180°

## YDL312 Folding Rivet Gun Reacher 81cm



This foldable, lightweight reacher has a comfortable trigger action  
Ideal for travel and also for use around the home  
Magnetic head which allows user to pick up small metal objects such as pins  
Made from lightweight aluminium

<b>Product Code:</b>	<b>YDL312</b>
Full Length:	81cm
Folded Length:	45cm
Max width:	9cm
Weight:	200g

# daily living aids

## YDL700 Shower Swivel Seat

- Non slip Shower Swivel Seat allows for easy rotation on shower chairs, stools and transfer bath benches
- Swivels 360 degrees

**Product Code:** YDL700  
**Diameter:** 33cm  
**Height:** 4.5cm  
**Weight Capacity:** 112kg  
**Weight:** 1kg



Stool not included

## BE8000 Swivel Seat

- A lightweight and portable seat swivel with a slip resistant base.
- The easy turning cushion helps reduce back, hip and knee strain when getting up from a chair or from a car seat
- Swivels 360 degrees
- Quilted top cover

**Product Code:** BE8000  
**Diameter:** 44cm  
**Weight Capacity:** 100kg  
**Weight:** 400g  
**Colour:** Navy Blue or Black

**Materials:**  
**Inner:** EPE Foam 8mm thickness  
**Cover:** Cotton



# daily living aids

## RFS101 Height Adjustable Step Stool

Designed to provide everyday assistance around the home.

- Height adjustable tubular steel construction
- Non slip rubber mat
- Conditional warranty applies

<b>Product Code:</b>	<b>RFS101</b>
Step Size:	36cm x 28cm
Height Adjusts:	27.5cm to 37.5cm
Weight Capacity:	120kg
Net Weight:	3kg



## RFS102 Height Adjustable Step Stool with Hand Rail

Designed to provide everyday assistance around the home.

- Height adjustable tubular steel construction
- Attached hand rail provides support
- Non slip rubber mat
- Conditional warranty applies

<b>Product Code:</b>	<b>RFS102</b>
Step Size:	36cm x 28cm
Height Adjusts (Step):	27.5cm to 37.5cm
Height Adjusts (Handgrip):	99.5cm to 109.5cm
Weight Capacity:	120kg
Net Weight:	4.75kg



# cushions

## BE1010 / BE1011 Deluxe Contour Dual Gel Seat Cushion

**Suitable:**

For people requiring positioning support, with bed sore, or long term wheelchair user

**Function Purpose:**


Helps release hip pressure, provides support and comfort

**Application:**

Wheelchair, office, car, home

Moulded memory foam with upper layer of cooling gel pad, supplied with easy clean soft removable vinyl cover

Waterproof, anti-bacterial and fire retardant cover with non slip base



**Product Code:**      **BE1010**    **BE1011**

Width:	44cm	51cm
Depth:	44cm	41cm
Height:	7cm	7cm
Weight:	2.30kg	2.40kg

## BE1020 Air Imprint Memory Cushion

A cushion that memorises your body imprint with the use of an air valve.

By releasing air while sitting on the cushion, once the correct level of comfort is reached, locking the air valve keeps the desired contoured shape

Reduces risk of developing pressure sores

Breathable 3D mesh cover

Removable, washable cover

PU foam / Memory foam

Non-slip base



**Product Code:**      **BE1020**

Width:	46cm
Depth:	42cm
Depth inc valve:	44cm
Height:	8cm
Weight:	900g
Weight Capacity:	110kg

## BE1100 / BE1110 / BE1120 / BE1130 Contoured Seat Cushion

**Suitable:** For people with mild to moderate need for positioning support

**Function Purpose:** Comfort, promotes proper body positioning

**Application:** Wheelchair, office, car, home

High quality PU foam, has Velcro to secure cushion to wheelchair seat, easy to clean

Waterproof / anti-bacterial and fire retardant cover



**Product Code:**    **BE1100**      **BE1110**      **BE1120**      **BE1130**

Width:	40cm	45cm	50cm	55cm
Depth:	40cm	40cm	40cm	40cm
Height:	6cm	6cm	6cm	7cm
Weight:	600g	700g	800g	1.05kg

**CAUTION:** Installing a cushion on a wheelchair could affect its centre of gravity and cause the wheelchair to tip, potentially resulting in serious injury. ALWAYS assess if suitable to be used on the wheelchair. We recommend adding anti-tippers to the wheelchair to help increase stability.



# cushions

## BE1160 / BE1161 / BE1162 Seat Cushion

**Suitable:** For people with mild to moderate need for positioning support

**Function Purpose:** Relieve pressure in hip area, promotes proper body positioning

**Application:** Wheelchair, office, car, home

PU foam, easy to clean waterproof / anti-bacterial and fire retardant cover

<b>Product Code:</b>	<b>BE1160</b>	<b>BE1161</b>	<b>BE1162</b>
Width:	45cm	50cm	56cm
Depth:	40cm	40cm	40cm
Height:	6cm	6cm	6cm
Weight:	500g	650g	700g



## BE1170 Seat Cushion Firm

**Suitable:** For people who require firmer support

**Function Purpose:** Relieve pressure in hip area, promotes proper body positioning

**Application:** Wheelchair, office, car, home

High density PU foam, easy to clean waterproof / anti-bacterial and fire retardant cover

<b>Product Code:</b>	<b>BE1170</b>
Width:	45cm
Depth:	40cm
Height:	7.5cm
Weight:	1.05kg



## BE1180 Deluxe Seat Cushion

Deluxe seat cushion made from generous memory foam for the top layer and PU foam. Helps promote proper body positioning and provides a comfortable seating option.

Supplied with a removable soft vinyl cover which is easy to clean and waterproof. Has a non slip base

**Suitable:** All people, Wheelchair User

**Function Purpose:** relieve pressure in hip area, comfort and promotes proper body positioning

**Application:** wheelchair, office, car, home

<b>Product Code:</b>	<b>BE1180</b>
Width:	46cm
Depth:	40cm
Height:	8cm
Weight:	950g



**CAUTION:** Installing a cushion on a wheelchair could affect its centre of gravity and cause the wheelchair to tip, potentially resulting in serious injury. ALWAYS assess if suitable to be used on the wheelchair. We recommend adding anti-tippers to the wheelchair to help increase stability.

# cushions

## BE2100 Lumbar Cushion

**Suitable:** For people who sit for long periods of time or with backache

**Function Purpose:** Promotes proper posture, provides comfort, relieves lower back tension

**Application:** Office, car, home

Memory foam, has a removable and washable soft velour cushion cover, elastic adjustable strap to secure to a chair

**Product Code:** BE2100

Length: 42cm  
Width: 15cm  
Height: 6cm  
Weight: 400g



## BE2200 D Shape Lumbar Roll

**Suitable:** For people who sit for a long time or with backache

**Function Purpose:** Promotes proper posture, provides comfort, relieves lower back tension

**Application:** Office, car, home

Memory foam, has a removable and washable soft velour cushion cover, elastic adjustable strap to secure to a chair

**Product Code:** BE2200

Length: 30.5cm  
Width: 13.5cm  
Height: 9cm  
Weight: 400g



## BE2210 Contoured Back Support with Removable Gel Pad

**Suitable:** For people with back pain and long term sitting patient

**Function Purpose:** Ergonomically designed curved shape provides comfort. For therapeutic relief and soothes pain & inflammation on the back

**Application:** Office, car, home

Made from PU foam with a removable gel pad placed at the lumbar area

**Product Code:** BE2210

Width: 36cm  
Height: 33cm  
Thickness: 13cm  
Weight: 760g



### For Cold Use:

Lay gel pack flat in freezer for approximately 2 hours initially

### For Hot Use:

Heat for 35 seconds in microwave, remove and test temperature, massage pack to spread heat evenly, for warmer temperature, heat in 10 second increments until desired temperature is reached. **Do not exceed 55 seconds.**



# cushions

## BE2300 Lumbar Roll

**Suitable:** For people who sit for a long time or with backache

**Function Purpose:** Promotes proper posture, for comfort, relieves lower back tension

**Application:** Office, car, home

PU foam, has a removable and washable soft velour cushion cover, elastic adjustable strap to secure to a chair

**Product Code:** BE2300

Length: 29cm

Diameter: 11.5cm

Weight: 200g



## BE2500 Lumbar Support Cushion

**Suitable:** For people who sit for a long time or with backache

**Function Purpose:** Promotes proper posture, for comfort, relieves lower back tension

**Application:** Office, car, home

High density memory foam, has a removable back board to help maintain a semi rigid back, has a removable and washable soft velour cushion cover, elastic adjustable strap to secure to a chair

**Product Code:** BE2500

Width: 36cm

Height: 33cm

Thickness: 9.5cm

Weight: 1.10kg



## BE2600 Lumbar Care Cushion

Firm density memory foam, with shaped rib cut outs to aid in moulding cushion to the shape of user's lower back, has a removable and washable soft velour cushion cover, elastic adjustable strap to secure to a chair

**Suitable:** For people who sit for a long time or with backache

**Function Purpose:** Promotes proper posture, for comfort, relieves lower back tension

**Application:** Office, car, home

**Product Code:** BE2600

Width: 40cm

Height: 34cm

Thickness: 11cm

Weight: 1kg



# cushions

## BE2800 3-in-1 Adjustable Lumbar Cushion



**Suitable:** Wheelchair user, people with backache

**Function Purpose:** This adjustable lumbar cushion gives the flexibility to use one, two or all three support pads. The curved surface is ergonomically designed for comfort from upper back right down to lower back.

**Applicable:** Wheelchair, office, car, home  
PU foam, easy to clean

**Product Code:** BE2800  
**Width:** 43cm  
**Depth:** 43cm  
**Height:** 7cm  
**Weight:** 710g

## BE3000S / BE3001 / BE3002 Coccyx Wedge Cushion

High density PU foam, U shape cut out helps reduce pressure on coccyx area, removable and washable soft velour cushion cover with non slip base, convenient carry handle strap

**Suitable:** for people with haemorrhoid, coccyx pain

**Function Purpose:** Coccyx pressure relief, the angled shape of the cushion promotes correct posture when seated

Colours: Black, Navy Blue

Product Code:	BE3000S	BE3001	BE3002
Width:	45cm	50cm	55cm
Depth:	36cm	37cm	39cm
Height:	3cm / 7.5cm	3.5cm / 10cm	3.5cm / 12cm
Weight:	400g	460g	580g



## BE3100 Coccyx Contoured Cushion

Moulded medium density memory foam with a contoured shape aids in body positioning, U shape cut out helps reduce pressure on coccyx area, has a removable and washable soft velour cushion cover with non slip base

**Suitable:** For people with haemorrhoid, coccyx pain

**Function Purpose:** Coccyx pressure relief, promotes proper posture

**Applicable:** Office, car, home

Colours: Black, Navy Blue

<b>Product Code:</b>	<b>BE3100</b>
Width	41cm
Depth:	37.5cm
Height:	6cm / 7cm
Weight:	870g





# cushions

## BE3200 / BE3201 / BE3202 Seat Wedge Cushion

**Suitable:** For people who sit for long periods

**Function Purpose:** Promotes the natural curve of the lower spine, improves body posture.

**Application:** Office, car, home

Bottom layer PU foam, upper layer memory foam, has a removable and washable lycra cushion cover with non slip base

Product Code:	BE3200	BE3201	BE3202
Width:	40cm	45cm	50cm
Depth:	40cm	40cm	40cm
Height:	3.5 – 10cm	3.5 – 11.5cm	3.5 – 10cm
Weight:	500g	580g	650g
Available colours	Black Pink	Black	Black



## BE3410 / BE3411 Convoluted Cushion Ring

**Suitable:** For people with coccyx pain, haemorrhoid, prostate inflammation, post childbirth / surgery pain

**Function Purpose:** Hip and coccyx pressure relief

**Applicable:** Office, car, home

High density PU foam, central cut out suspends the painful area, has a removable and washable cotton cover

Product Code:	BE3410	BE3411
Width	45cm	50cm
Depth:	37cm	38cm
Thickness:	9cm	10cm
Weight:	200g	250g
Available colours	Navy Blue Pink	Navy Blue



BE3410 also available in PINK (BE3410PI)

## BE3430 / BE3440 Contoured Coccyx Cushion

**Suitable:** For people with haemorrhoid, coccyx pain, post operative recovery, long term sitting patient

**Function Purpose:** Coccyx pressure relief, promotes proper posture, the ergonomic soft moulded design provides comfort and support

**Applicable:** Wheelchair, office, car, home

Moulded PU foam, removable coccyx pad can easily fit back onto cushion for general usage, removable and washable multi-spandex cover with a non slip base

**Colours:** Black, Red, Dark Grey

Product Code:	BE3430	BE3440
Width:	44cm	50cm
Depth:	36cm	41cm
Height:	7.5cm	7.5cm
Weight:	670g	850g



# cushions

## BE4000 Fibre Heel and Ankle Support

**Suitable:** For long term patient

**Function Purpose:** Reduce pressure on heels and ankles, can also be used on elbows

**Applicable:** Hospital, home

Filled with fire retardant fibre which provides a soft comfortable support, machine washable, secured by Velcro straps.

**Sold as a pair**

**Product Code:** BE4000  
**Weight:** 100g each



## BE4010 Heel / Elbow Cup Protector with Gel Pad

**Suitable:** For long term patient, people with heel / elbow ulcers

**Function Purpose:** Release pressure on heels / elbow, the heating and cooling gel pad helps promote blood circulation

**Applicable:** Hospital, home

Cut PU foam which provides a soft comfortable support when in bed or in a wheelchair. PU fabric. Secures with Velcro straps.

**Product Code:** BE4010  
**Width:** 18cm  
**Depth:** 32cm  
**Height:** 25cm  
**Weight:** 390g



## BE5000 Leg and Knee Support

**Suitable:** For people who suffer from hip, leg or joint pain while sleeping

**Function Purpose:** Relieves pressure on ankles / lower legs /knees / hips, promotes better circulation in the leg throughout the night

**Applicable:** Hospital, home

Pressure-reducing memory foam, has a removable and washable soft velour cushion cover, Velcro strap to one leg will ensure support remain in place

**Product Code:** BE5000  
**Width:** 19.50cm  
**Length:** 24.5cm  
**Thickness:** 14cm / 9.5cm / 14cm  
**Weight:** 300g  
**Colour:** Black



## BE5100 Pyramid Pillow

**Suitable:** For traveller, all people

**Function Purpose:** Supports upper body while lying / relaxing in bed / on the lounge, provides comfort for those who need elevated sleeping position.

**Applicable:** Bed, lounge

Filled with fire retardant silicone fibre, has a removable and washable cotton cover

**Product Code:** BE5100  
**Width:** 70cm  
**Height:** 70cm  
**Thickness:** 24cm  
**Weight:** 1.1kg



# cushions

## BE5600 Bed Wedge

**Suitable:** For people with following issues ~ heartburn, colds / sinus infections, snoring, sleep apnoea, varicose veins, neck / shoulder / back pain

**Function Purpose:** To relieve symptoms of the above issues

**Applicable:** Hospital, home

High density foam, has a removable and washable cotton cover

<b>Product Code</b>	<b>BE5600</b>
Width:	69cm
Length:	72.5cm
Height:	3.5cm / 25.5cm
Weight:	1.4kg



## BE5610 Multi Usage Bed Wedge

Bed wedge offering several positions for use

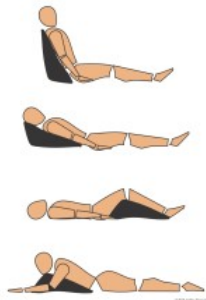
**Suitable:** Assists in relieving symptoms issues – heartburn, colds / sinus infections, snoring, sleep apnoea, varicose veins, neck / shoulder / back pain, elderly

**Function Purpose:** Support, posture, elevation / circulation, post op recovery and pregnancy

**Applicable:** Hospital, home

- PU cut foam
- Removable washable lycra cover

<b>Product Code</b>	<b>BE5610</b>
Width:	50cm
Length:	61cm
Height:	1cm / 27cm
Weight:	1.7kg



## BE6200 Travel Pillow

**Suitable:** For traveller, people who have neck and back issues and need additional support on the go

**Function Purpose:** provides comfort and additional support for the neck and shoulder

**Applicable:** Travel, home

Memory foam, small and compact pillow, has a removable and washable cotton cover

<b>Product Code:</b>	<b>BE6200</b>
Width:	25.5cm
Depth:	31cm
Thickness:	8cm / 10.5cm
Weight:	600g



## BE7000 Turnover Cushion Aid

Cushion specially designed to assist carers turn elderly and patients on their side.

- Easily change position
- Help care for and clean the patient's body
- Help change clothes / diapers
- Assist in blood circulation
- Reduces the risk of pressure sores and muscle atrophy

Great accessory for caregivers.

Perfect for home care or hospital environments.

Removable zipped waterproof cover with handles.

<b>Product Code</b>	<b>BE7000</b>
Dimensions:	45 x 40 x 13cm
Leg slots:	13cm width 15cm depth
Net weight:	680g
Cover:	Polyurethane
Inner:	Rigid foam
Colour:	Black only





# ordering procedures

## REQUEST TO OPEN ACCOUNT

To open an account with us, please email us for a credit application form at: [sales@pquip.com.au](mailto:sales@pquip.com.au)

Credit facility can be withdrawn without notice if payment track record is negative.

## PLACING YOUR ORDERS

Email: [sales@pquip.com.au](mailto:sales@pquip.com.au)

Telephone: 07 3806 4274

- ◇ Orders via email are preferred to ensure accuracy of order.
- ◇ Phone orders may be confirmed via written email to ensure accuracy before goods can be dispatched out.
- ◇ Please quote product code, product name, quantity and wholesale price per item in your order list to minimise order errors.
- ◇ Please indicate clearly any special instructions e.g. if you are using your own freight arrangement.
- ◇ Your orders will be processed / confirmed within 24-48 business hours. However, if you do not receive any acknowledgement from us due to possible internet / telephone outage, please call us to check if we have received your purchase orders.

**NOTE:** Products are subject to availability. Products / Spare Parts may run out due to manufacturer's limitation.

Products / colours illustrated in the catalogue are indicative only and may not be identical to the actual product.

Slight variation of colours in items may occur due to the varying composition of raw materials.

## PAYMENT

Term of payment is 30 days from date of invoice. Future orders will not be processed until all outstanding invoices have been fully paid. We reserve the right to impose late payment interest rate of 8% p.a. from the date beyond 30 days credit. Any debt collection or legal action costs will be borne by debtor in default. Please quote Pharmaquip Invoice Number/s in your payment reference / remittance advice.

All payments to be made to:

**PQ Healthcare Australia Pty Ltd**

**Commonwealth Bank**

**BSB: 064 203 Account No.: 1027 8463**

## NEW CUSTOMERS

Customers while waiting for their credit application to be processed can proceed with their purchase orders but payment must be pre-paid via bank direct transfer before goods can be released or delivered.

## FREIGHT ARRANGEMENT

Freight arrangement is offered as a service to all our customers via third party freight providers and is subject to their terms and costs. Please note much time and effort are put in by PQuip Staff to secure lowest possible freight cost for you. Your own freight arrangement is most welcome and our staff will notify you once your goods are ready to be picked up. All goods are picked-up / shipped from our Loganholme Warehouse. Freight arrangements through Pharmaquip are dispatched the next working day after the order has been processed. Delivery times will vary depending on your location. For major cities allow 2-4 working days for delivery, for other areas please allow 5-9 working days. Delivery on weekends is not available. Depending on the location, we will use local and interstate couriers. In the case of small items we may use Australia Post. With the exception of Australia Post, please note that our couriers cannot deliver to a PO Box.

## Freight Costs

Freight costs are third party cost and are not included in the product cost. As such, contact us for actual freight cost before you quote any price to your customer.

# terms and statutory conditions

## RETURNS

- ◇ Our goods are manufactured by third party under strict quality control in compliance with international standards. In an unlikely event of any faulty goods rendered complete failure unfit for purpose and not tampered with, and are returned to Pharmaquip within 10 business days from receipt of goods, Pharmaquip will honour the replacement of parts / goods.
- ◇ Any replacements will only be actioned upon receipt of faulty goods in original condition and packaging.  
**Please note this is a requirement imposed by our manufacturers.**
- ◇ We **DO NOT** accept return of goods on the basis of 'Change of Mind'. However, Pharmaquip Healthcare is willing to exchange for items of equal or near equal value. All freight cost (outgoing & return) and risk of loss, theft or damage to be fully borne by resellers / consumers.
- ◇ A Restocking Fee may apply on returns following Consumer Law guidelines.

## WARRANTY (for goods specified in this catalogue)

- ◇ Reference dates are based on Pharmaquip Healthcare tax invoice dates.
- ◇ Our goods unless sold as heavy duty models are manufactured for home or domestic use only.
- ◇ Twelve (12) months warranty applies to frames only. Warranty does not apply to 'wear & tear' parts such as, but not limited to castors, wheels, brakes, handgrips, handles, forearm crutches' cuffs, armrests, seats/lids, foams and backrests.
- ◇ It is the Resellers' responsibility to ensure consumers are aware that the above 'wear & tear' parts are not covered by warranty.
- ◇ Repairs and replacements (if any) are subject to tax invoices fully paid.
- ◇ All freight costs (for return of defective items and delivery of repaired / replaced items) are to be paid by resellers / consumers before goods can be dispatched out.
- ◇ There are no further warranty for new replacements.

## EXCLUSIONS

- ◇ This warranty does not cover normal wear and tear of the goods/parts as mentioned in the 'Warranty' section.
- ◇ Goods affected by improper use or misuse, neglect, excessive handling beyond normal, accident (intentional or otherwise), tampered with, modified, repaired and use of defective or incompatible parts and exposure to extreme humidity, heat and corrosive conditions.
- ◇ Damaged as a result of handling and transportation to and from reseller.
- ◇ If the goods remained unpaid to Pharmaquip Healthcare after 30 days from date of delivery.
- ◇ Where we establish the faulty claim is bona fide but replacement is not available, we will offer near replica upgrade (reseller / consumer to pay for the freight cost) if available, otherwise refund will be offered subject to the above stated terms and conditions.

## PROOF OF PURCHASES

Required to establish ownership for conditions and warranty purposes.

**NOTE:** *All information stated in the catalogue is correct at time of printing and is subject to change without prior notice.*